

## 4.1 THE DEFINITION OF A TURING MACHINE

We have seen in the last two chapters that neither finite automata nor pushdown automata can be regarded as truly general models for computers, since they are not capable of recognizing even such simple languages as  $\{a^n b^n c^n : n \geq 0\}$ . In this chapter we take up the study of devices that can recognize this and many more complicated languages. Although these devices, called **Turing machines** after their inventor Alan Turing (1912–1954), are more general than the automata previously studied, their basic appearance is similar to those automata. A Turing machine consists of a finite control, a tape, and a head that can be used for reading *or writing* on that tape. The formal definitions of Turing machines and their operation are in the same mathematical style as those used for finite and pushdown automata. So in order to gain the additional computational power and generality of function that Turing machines possess, we shall not move to an entirely new sort of model for a computer.

Nevertheless, Turing machines are not simply one more class of automata, to be replaced later on by a yet more powerful type. We shall see in this chapter that, as primitive as Turing machines seem to be, attempts to strengthen them do not have any effect. For example, we also study Turing machines with many tapes, or machines with fancier memory devices that can be read or written in a *random access* mode reminiscent of actual computers; significantly, these devices turn out to be no stronger in terms of computing power than basic Turing machines. We show results of this kind by simulation methods: We can convert any “augmented” machine into a standard Turing machine which functions in an analogous way. Thus any computation that can be carried out on the fancier type of machine can actually be carried out on a Turing machine of the standard variety. Furthermore, towards the end of this chapter we define a certain kind of

language generator, a substantial generalization of context-free grammars, which is also shown to be equivalent to the Turing machine. From a totally different perspective, we also pursue the question of when to regard a numerical function (such as  $2^x + x^2$ ) as computable, and end up with a notion that is once more equivalent to Turing machines!

So the Turing machines seem to form a *stable* and *maximal* class of computational devices, in terms of the computations they can perform. In fact, in the next chapter we shall advance the widely accepted view that any reasonable way of formalizing the idea of an "algorithm" must be ultimately equivalent to the idea of a Turing machine.

But this is getting ahead of our story. The important points to remember by way of introduction are that Turing machines are designed to satisfy simultaneously these three criteria:

- (a) They should be automata; that is, their construction and function should be in the same general spirit as the devices previously studied.
- (b) They should be as simple as possible to describe, define formally, and reason about.
- (c) They should be as general as possible in terms of the computations they can carry out.

Now let us look more closely at these machines. In essence, a Turing machine consists of a finite-state control unit and a tape (see Figure 4-1). Communication between the two is provided by a single head, which reads symbols from the tape and is also used to change the symbols on the tape. The control unit operates in discrete steps; at each step it performs two functions in a way that depends on its current state and the tape symbol currently scanned by the read/write head:

- (1) Put the control unit in a new state.
- (2) *Either*:
  - (a) Write a symbol in the tape square currently scanned, replacing the one already there; *or*
  - (b) Move the read/write head one tape square to the left or right.

The tape has a left end, but it extends indefinitely to the right. To prevent the machine from moving its head off the left end of the tape, we assume that the leftmost end of the tape is always marked by a special symbol denoted by  $\triangleright$ ; we assume further that all of our Turing machines are so designed that, whenever the head reads a  $\triangleright$ , it immediately moves to the right. Also, we shall use the distinct symbols  $\leftarrow$  and  $\rightarrow$  to denote movement of the head to the left or right; we assume that these two symbols are not members of any alphabet we consider.

A Turing machine is supplied with input by inscribing that input string on tape squares at the left end of the tape, immediately to the right of the  $\triangleright$

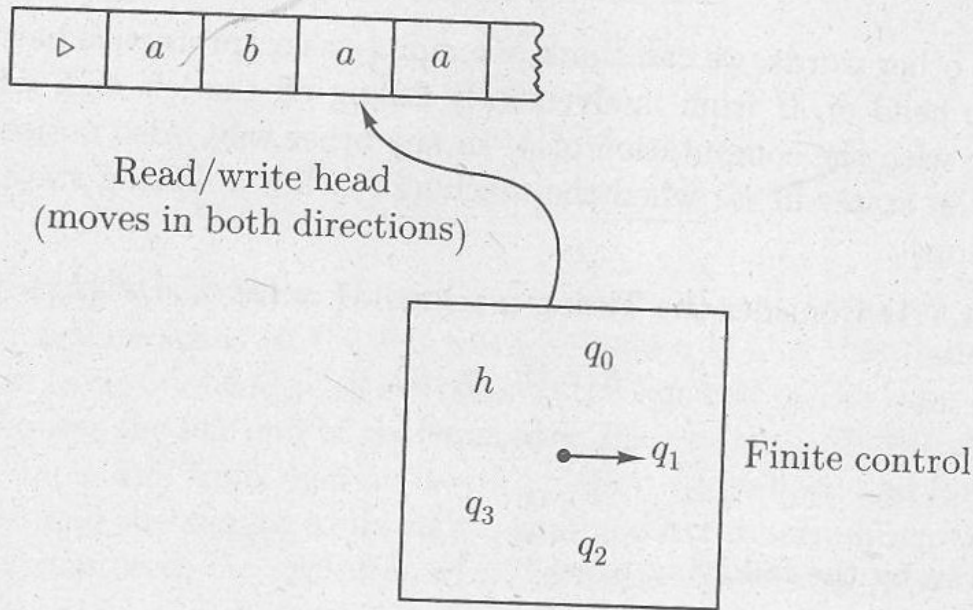


Figure 4-1

symbol. The rest of the tape initially contains **blank** symbols, denoted  $\sqcup$ . The machine is free to alter its input in any way it sees fit, as well as to write on the unlimited blank portion of the tape to the right. Since the machine can move its head only one square at a time, after any finite computation only finitely many tape squares will have been visited.

We can now present the formal definition of a Turing machine.

**Definition 4.1.1:** A Turing machine is a quintuple  $(K, \Sigma, \delta, s, H)$ , where

$K$  is a finite set of **states**;

$\Sigma$  is an alphabet, containing the **blank symbol**  $\sqcup$  and the **left end symbol**  $\triangleright$ , but not containing the symbols  $\leftarrow$  and  $\rightarrow$ ;

$s \in K$  is the **initial state**;

$H \subseteq K$  is the set of **halting states**;

$\delta$ , the **transition function**, is a function from  $(K - H) \times \Sigma$  to  $K \times (\Sigma \cup \{\leftarrow, \rightarrow\})$  such that,

- (a) for all  $q \in K - H$ , if  $\delta(q, \triangleright) = (p, b)$ , then  $b = \rightarrow$
- (b) for all  $q \in K - H$  and  $a \in \Sigma$ , if  $\delta(q, a) = (p, b)$  then  $b \neq \triangleright$ .

If  $q \in K - H$ ,  $a \in \Sigma$ , and  $\delta(q, a) = (p, b)$ , then  $M$ , when in state  $q$  and scanning symbol  $a$ , will enter state  $p$ , and (1) if  $b$  is a symbol in  $\Sigma$ ,  $M$  will rewrite the currently scanned symbol  $a$  as  $b$ , or (2) if  $b$  is  $\leftarrow$  or  $\rightarrow$ ,  $M$  will move its head in direction  $b$ . Since  $\delta$  is a function, the operation of  $M$  is deterministic and will stop only when  $M$  enters a halting state. Notice the requirement (a) on  $\delta$ : When it sees the left end of the tape  $\triangleright$ , it *must* move right. This way the leftmost  $\triangleright$  is never erased, and  $M$  never falls off the left end of its tape. By (b),  $M$  never writes a  $\triangleright$ , and therefore  $\triangleright$  is the unmistakable sign of the left end of

the tape. In other words, we can think of  $\triangleright$  simply as a "protective barrier" that prevents the head of  $M$  from inadvertently falling off the left end, which does not interfere with the computation of  $M$  in any other way. Also notice that  $\delta$  is *not* defined on states in  $H$ ; when the machine reaches a halting state, then its operation stops.

**Example 4.1.1:** Consider the Turing machine  $M = (K, \Sigma, \delta, s, \{h\})$ , where

$$K = \{q_0, q_1, h\},$$

$$\Sigma = \{a, \sqcup, \triangleright\},$$

$$s = q_0,$$

and  $\delta$  is given by the following table.

$q, \sigma$	$\delta(q, \sigma)$
$q_0, a$	$(q_1, \sqcup)$
$q_0, \sqcup$	$(h, \sqcup)$
$q_0, \triangleright$	$(q_0, \rightarrow)$
$q_1, a$	$(q_0, a)$
$q_1, \sqcup$	$(q_0, \rightarrow)$
$q_1, \triangleright$	$(q_1, \rightarrow)$

When  $M$  is started in its initial state  $q_0$ , it scans its head to the right, changing all  $a$ 's to  $\sqcup$ 's as it goes, until it finds a tape square already containing  $\sqcup$ ; then it halts. (Changing a nonblank symbol to the blank symbol will be called **erasing** the nonblank symbol.) To be specific, suppose that  $M$  is started with its head scanning the first of four  $a$ 's, the last of which is followed by a  $\sqcup$ . Then  $M$  will go back and forth between states  $q_0$  and  $q_1$  four times, alternately changing an  $a$  to a  $\sqcup$  and moving the head right; the first and fifth lines of the table for  $\delta$  are the relevant ones during this sequence of moves. At this point,  $M$  will find itself in state  $q_0$  scanning  $\sqcup$  and, according to the second line of the table, will halt. Note that the fourth line of the table, that is, the value of  $\delta(q_1, a)$ , is irrelevant, since  $M$  can never be in state  $q_1$  scanning an  $a$  if it is started in state  $q_0$ . Nevertheless, *some* value must be associated with  $\delta(q_1, a)$  since  $\delta$  is required to be a function with domain  $(K - H) \times \Sigma$ .  $\diamond$

**Example 4.1.2:** Consider the Turing machine  $M = (K, \Sigma, \delta, s, H)$ , where

$$K = \{q_0, h\},$$

$$\Sigma = \{a, \sqcup, \triangleright\},$$

$$s = q_0,$$

$$H = \{h\},$$

$q, \sigma$	$\delta(q, \sigma)$
$q_0 \quad a$	$(q_0, \leftarrow)$
$q_0 \quad \sqcup$	$(h, \sqcup)$
$q_0 \quad \triangleright$	$(q_0, \rightarrow)$

and  $\delta$  is given by this table.

This machine scans to the left until it finds a  $\sqcup$  and then halts. If every tape square from the head position back to the left end of the tape contains an  $a$ , and of course the left end of the tape contains a  $\triangleright$ , then  $M$  will go to the left end of the tape, and from then on it will indefinitely go back and forth between the left end and the square to its right. Unlike other deterministic devices that we have encountered, *the operation of a Turing machine may never stop.*  $\diamond$

We now formalize the operation of a Turing machine.

To specify the status of a Turing machine computation, we need to specify the state, the contents of the tape, and the position of the head. Since all but a finite initial portion of the tape will be blank, the contents of the tape can be specified by a finite string. We choose to break that string into two pieces: the part to the left of the scanned square, including the single symbol in the scanned square; and the part, possibly empty, to the right of the scanned square. Moreover, so that no two such pairs of strings will correspond to the same combination of head position and tape contents, we insist that the second string not end with a blank (all tape squares to the right of the last one explicitly represented are assumed to contain blanks anyway). These considerations lead us to the following definitions.

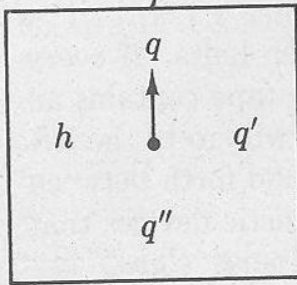
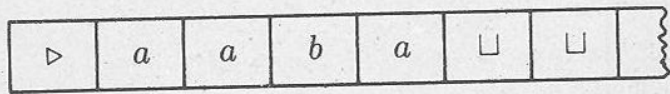
---

**Definition 4.1.2:** A **configuration** of a Turing machine  $M = (K, \Sigma, \delta, s, H)$  is a member of  $K \times \triangleright \Sigma^* \times (\Sigma^*(\Sigma - \{\sqcup\}) \cup \{e\})$ .

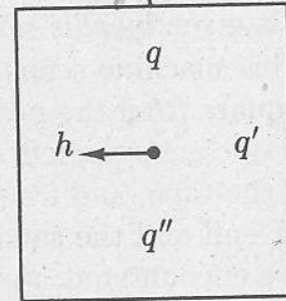
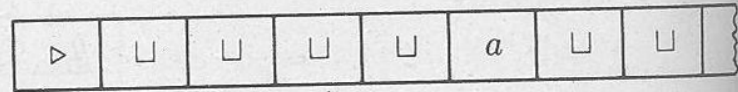
---

That is, all configurations are assumed to start with the left end symbol, and never end with a blank —unless the blank is currently scanned. Thus  $(q, \triangleright a, aba)$ ,  $(h, \triangleright \sqcup \sqcup \sqcup, \sqcup a)$ , and  $(q, \triangleright \sqcup a \sqcup \sqcup, e)$  are configurations (see Figure 4-2), but  $(q, \triangleright baa, a, bc\sqcup)$  and  $(q, \sqcup aa, ba)$  are not. A configuration whose state component is in  $H$  will be called a **halted configuration**.

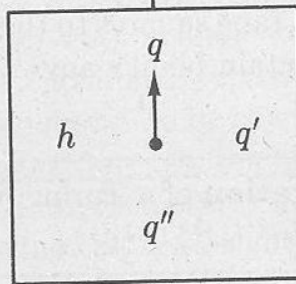
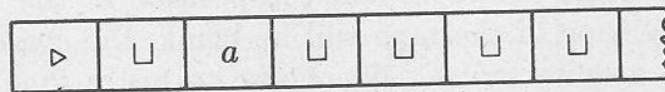
We shall use a simplified notation for depicting the tape contents (including the position of the head): We shall write  $w\underline{a}u$  for the tape contents of the configuration  $(q, wa, u)$ ; the underlined symbol indicates the head position. For the three configurations illustrated in Figure 4-2, the tape contents would be represented as  $\triangleright \underline{a}aba$ ,  $\triangleright \sqcup \sqcup \sqcup \underline{\sqcup} a$ , and  $\triangleright \sqcup \underline{a} \sqcup \sqcup$ . Also, we can write configurations by including the state together with the notation for the tape and head position. That is, we can write  $(q, wa, u)$  as  $(q, w\underline{a}u)$ . Using this convention, we would



$(q, \triangleright, a, aba)$



$(h, \triangleright \sqcup \sqcup, \sqcup, \sqcup a)$



$(q, \triangleright \sqcup a \sqcup, \sqcup, e)$

Figure 4-2

write the three configurations shown in Figure 4-2 as  $(q, \triangleright \underline{a}aba)$ ,  $(h, \triangleright \sqcup \sqcup \sqcup \sqcup a)$ , and  $(q, \triangleright \sqcup a \sqcup \sqcup)$ .

**Definition 4.1.3:** Let  $M = (K, \Sigma, \delta, s, H)$  be a Turing machine and consider two configurations of  $M$ ,  $(q_1, w_1 \underline{a_1} u_1)$  and  $(q_2, w_2 \underline{a_2} u_2)$ , where  $a_1, a_2 \in \Sigma$ . Then

$$(q_1, w_1 \underline{a_1} u_1) \vdash_M (q_2, w_2 \underline{a_2} u_2)$$

if and only if, for some  $b \in \Sigma \cup \{\leftarrow, \rightarrow\}$ ,  $\delta(q_1, a_1) = (q_2, b)$ , and either

1.  $b \in \Sigma$ ,  $w_1 = w_2$ ,  $u_1 = u_2$ , and  $a_2 = b$ , or
2.  $b = \leftarrow$ ,  $w_1 = w_2 a_2$ , and either
  - (a)  $u_2 = a_1 u_1$ , if  $a_1 \neq \sqcup$  or  $u_1 \neq e$ , or
  - (b)  $u_2 = e$ , if  $a_1 = \sqcup$  and  $u_1 = e$ ; or
3.  $b = \rightarrow$ ,  $w_2 = w_1 a_1$ , and either
  - (a)  $u_1 = a_2 u_2$ , or
  - (b)  $u_1 = u_2 = e$ , and  $a_2 = \sqcup$ .

In Case 1,  $M$  rewrites a symbol without moving its head. In Case 2,  $M$  moves its head one square to the left; if it is moving to the left off blank tape, the blank symbol on the square just scanned disappears from the configuration. In Case 3,  $M$  moves its head one square to the right; if it is moving onto blank tape, a new blank symbol appears in the configuration as the new scanned symbol. Notice that all configurations, except for the halted ones, yield exactly one configuration.

**Example 4.1.3:** To illustrate these cases, let  $w, u \in \Sigma^*$ , where  $u$  does not end with a  $\sqcup$ , and let  $a, b \in \Sigma$ .

*Case 1.*  $\delta(q_1, a) = (q_2, b)$ .

Example:  $(q_1, w \underline{a} u) \vdash_M (q_2, w \underline{b} u)$ .

*Case 2.*  $\delta(q_1, a) = (q_2, \leftarrow)$ .

Example for (a):  $(q_1, w \underline{b} a u) \vdash_M (q_2, w \underline{b} a u)$ .

Example for (b):  $(q_1, w \underline{b} \sqcup) \vdash_M (q_2, w \underline{b})$ .

*Case 3.*  $\delta(q_1, a) = (q_2, \rightarrow)$ .

Example for (a):  $(q_1, w \underline{a} b u) \vdash_M (q_2, w \underline{a} b u)$ .

Example for (b):  $(q_1, w \underline{a}) \vdash_M (q_2, w \underline{a} \sqcup)$ .  $\diamond$

**Definition 4.1.4:** For any Turing machine  $M$ , let,  $\vdash_M^*$  be the reflexive, transitive closure of  $\vdash_M$ ; we say that configuration  $C_1$  **yields** configuration  $C_2$  if  $C_1 \vdash_M^* C_2$ . A **computation** by  $M$  is a sequence of configurations  $C_0, C_1, \dots, C_n$ , for some  $n \geq 0$  such that

$$C_0 \vdash_M C_1 \vdash_M C_2 \vdash_M \cdots \vdash_M C_n.$$

We say that the computation is of **length**  $n$  or that it has  $n$  **steps**, and we write  $C_0 \vdash_M^n C_n$ .

**Example 4.1.4:** Consider the Turing machine  $M$  described in Example 4.1.1. If  $M$  is started in configuration  $(q_1, \triangleright \underline{\sqcup} aaaa)$ , its computation would be represented

formally as follows.

$$\begin{aligned}
 (q_1, \triangleright \sqcup \sqcup \sqcup \sqcup \sqcup \sqcup) &\vdash_M (q_0, \triangleright \sqcup \sqcup \sqcup \sqcup \sqcup \sqcup) \\
 &\vdash_M (q_1, \triangleright \sqcup \sqcup \sqcup \sqcup \sqcup \sqcup) \\
 &\vdash_M (q_0, \triangleright \sqcup \sqcup \sqcup \sqcup \sqcup \sqcup) \\
 &\vdash_M (q_1, \triangleright \sqcup \sqcup \sqcup \sqcup \sqcup \sqcup) \\
 &\vdash_M (q_0, \triangleright \sqcup \sqcup \sqcup \sqcup \sqcup \sqcup) \\
 &\vdash_M (q_1, \triangleright \sqcup \sqcup \sqcup \sqcup \sqcup \sqcup) \\
 &\vdash_M (q_0, \triangleright \sqcup \sqcup \sqcup \sqcup \sqcup \sqcup) \\
 &\vdash_M (q_1, \triangleright \sqcup \sqcup \sqcup \sqcup \sqcup \sqcup) \\
 &\vdash_M (q_0, \triangleright \sqcup \sqcup \sqcup \sqcup \sqcup \sqcup) \\
 &\vdash_M (h, \triangleright \sqcup \sqcup \sqcup \sqcup \sqcup \sqcup)
 \end{aligned}$$

The computation has ten steps.  $\diamond$

## A Notation for Turing Machines

The Turing machines we have seen so far are extremely simple—at least when compared to our stated ambitions in this chapter—and their tabular form is already quite complex and hard to interpret. Obviously, we need a notation for Turing machines that is more graphic and transparent. For finite automata, we used in Chapter 2 a notation that involved states and arrows denoting transitions. We shall next adopt a similar notation for Turing machines. However, the things joined by arrows will in this case be *themselves* Turing machines. In other words, we shall use a *hierarchical* notation, in which more and more complex machines are built from simpler materials. To this end, we shall define a very simple repertoire of *basic machines*, together with *rules for combining machines*.

*The Basic Machines.* We start from very humble beginnings: The *symbol-writing machines* and the *head-moving machines*. Let us fix the alphabet  $\Sigma$  of our machines. For each  $a \in \Sigma \cup \{\rightarrow, \leftarrow\} - \{\triangleright\}$ , we define a Turing machine  $M_a = (\{s, h\}, \Sigma, \delta, s, \{h\})$ , where for each  $b \in \Sigma - \{\triangleright\}$ ,  $\delta(s, b) = (h, a)$ . Naturally,  $\delta(s, \triangleright)$  is still always  $(s, \rightarrow)$ . That is, the only thing this machine does is to perform action  $a$ —writing symbol  $a$  if  $a \in \Sigma$ , moving in the direction indicated by  $a$  if  $a \in \{\leftarrow, \rightarrow\}$ —and then to immediately halt. Naturally, there is a unique exception to this behavior: If the scanned symbol is a  $\triangleright$ , then the machine will dutifully move to the right.

Because the symbol-writing machines are used so often, we abbreviate their names and write simply  $a$  instead of  $M_a$ . That is, if  $a \in \Sigma$ , then the  $a$ -writing machine will be denoted simply as  $a$ . The head-moving machines  $M_{\leftarrow}$  and  $M_{\rightarrow}$  will be abbreviated as  $L$  (for “left”) and  $R$  (for “right”).



*The Rules for Combining Machines.* Turing machines will be combined in a way suggestive of the structure of a finite automaton. Individual machines are like the states of a finite automaton, and the machines may be connected to each other in the way that the states of a finite automaton are connected together. However, the connection from one machine to another is not pursued until the first machine halts; the other machine is then started from its initial state with the tape and head position as they were left by the first machine. So if  $M_1$ ,  $M_2$ , and  $M_3$  are Turing machines, the machine displayed in Figure 4-3 operates as follows: *Start in the initial state of  $M_1$ ; operate as  $M_1$  would operate until  $M_1$  would halt; then, if the currently scanned symbol is an  $a$ , initiate  $M_2$  and operate as  $M_2$  would operate; otherwise, if the currently scanned symbol is a  $b$ , then initiate  $M_3$  and operate as  $M_3$  would operate.*

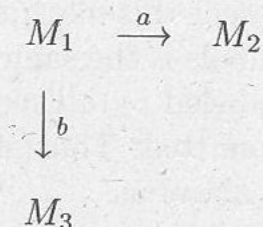


Figure 4-3

It is straightforward to give an explicit definition of the combined Turing machine from its constituents. Let us take the machine shown in Figure 4-3 above. Suppose that the three Turing machines  $M_1$ ,  $M_2$ , and  $M_3$  are  $M_1 = (K_1, \Sigma, \delta_1, s_1, H_1)$ ,  $M_2 = (K_2, \Sigma, \delta_2, s_2, H_2)$ , and  $M_3 = (K_3, \Sigma, \delta_3, s_3, H_3)$ . We shall assume, as it will be most convenient in the context of combining machines, that *the sets of states of all these machines are disjoint*. The combined machine shown in Figure 4-3 above would then be  $M = (K, \Sigma, \delta, s, H)$ , where

$$K = K_1 \cup K_2 \cup K_3,$$

$$s = s_1,$$

$$H = H_2 \cup H_3.$$

For each  $\sigma \in \Sigma$  and  $q \in K - H$ ,  $\delta(q, \sigma)$  is defined as follows:

- (a) If  $q \in K_1 - H_1$ , then  $\delta(q, \sigma) = \delta_1(q, \sigma)$ .
- (b) If  $q \in K_2 - H_2$ , then  $\delta(q, \sigma) = \delta_2(q, \sigma)$ .
- (c) If  $q \in K_3 - H_3$ , then  $\delta(q, \sigma) = \delta_3(q, \sigma)$ .
- (d) Finally, if  $q \in H_1$  —the only case remaining— then  $\delta(q, \sigma) = s_2$  if  $\sigma = a$ ,  $\delta(q, \sigma) = s_3$  if  $\sigma = b$ , and  $\delta(q, \sigma) \in H$  otherwise.

All the ingredients of our notation are now in place. We shall be building machines by combining the basic machines, and then we shall further combine the combined machines to obtain more complex machines, and so on. We know that, if we wished, we could come up with a quintuple form of every machine we thus describe, by starting from the quintuples of the basic machines and carrying out the explicit construction exemplified above.

**Example 4.1.5:** Figure 4-4(a) illustrates a machine consisting of two copies of  $R$ . The machine represented by this diagram moves its head right one square; then, if that square contains an  $a$ , or a  $b$ , or a  $\triangleright$ , or a  $\sqcup$ , it moves its head one square further to the right.

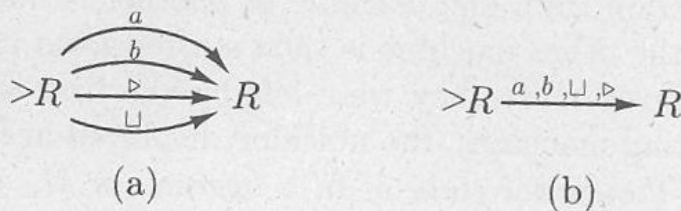


Figure 4-4

It will be convenient to represent this machine as in Figure 4-4(b). That is, an arrow labeled with several symbols is the same as several parallel arrows, one for each symbol. If an arrow is labeled by *all* symbols in the alphabet  $\Sigma$  of the machines, then the labels can be omitted. Thus, if we know that  $\Sigma = \{a, b, \triangleright, \sqcup\}$ , then we can display the machine above as

$$R \rightarrow R,$$

where, by convention, the leftmost machine is always the initial one. Sometimes an unlabeled arrow connecting two machines can be omitted entirely, by juxtaposing the representations of the two machines. Under this convention, the above machine becomes simply  $RR$ , or even  $R^2$ .  $\diamond$

**Example 4.1.6:** If  $a \in \Sigma$  is any symbol, we can sometimes eliminate multiple arrows and labels by using  $\bar{a}$  to mean “any symbol except  $a$ .” Thus, the machine shown in Figure 4-5(a) scans its tape to the right until it finds a blank. We shall denote this most useful machine by  $R_{\sqcup}$ .



Figure 4-5

Another shorthand version of the same machine as in Figure 4-5(a) is shown in Figure 4-5(b). Here  $a \neq \sqcup$  is read “any symbol  $a$  other than  $\sqcup$ .” The advantage of this notation is that  $a$  may then be used elsewhere in the diagram as the name of a machine. To illustrate, Figure 4-6 depicts a machine that scans to the right

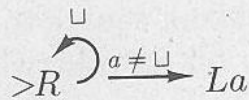


Figure 4-6

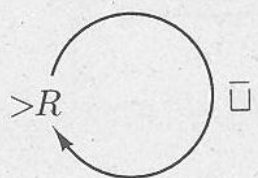
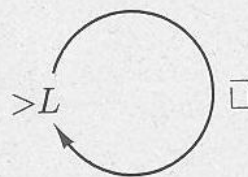
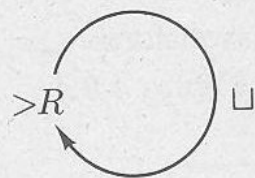
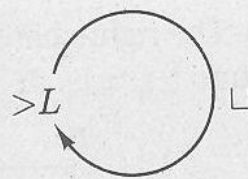
(a)  $R_{\square}$ (b)  $L_{\square}$ (c)  $R_{\bar{\square}}$ (d)  $L_{\bar{\square}}$ 

Figure 4-7

until it finds a nonblank square, then copies the symbol in that square onto the square immediately to the left of where it was found.  $\diamond$

**Example 4.1.7:** Machines to find marked or unmarked squares are illustrated in Figure 4-7. They are the following.

- $R_{\square}$ , which finds the first blank square to the right of the currently scanned square.
- $L_{\square}$ , which finds the first blank square to the left of the currently scanned square.
- $R_{\bar{\square}}$ , which finds the first *nonblank* square to the right of the currently scanned square.
- $L_{\bar{\square}}$ , which finds the first *nonblank* square to the left of the currently scanned square.  $\diamond$

**Example 4.1.8:** The *copying machine*  $C$  performs the following function: If  $C$  starts with input  $w$ , that is, if string  $w$ , containing only nonblank symbols but possibly empty, is put on an otherwise blank tape with one blank square to its

left, and the head is put on the blank square to the left of  $w$ , then the machine will eventually stop with  $w \sqcup w$  on an otherwise blank tape. We say that  $C$  transforms  $\sqcup w \sqcup$  into  $\sqcup w \sqcup w \sqcup$ .

A diagram for  $C$  is given in Figure 4-8.  $\diamond$

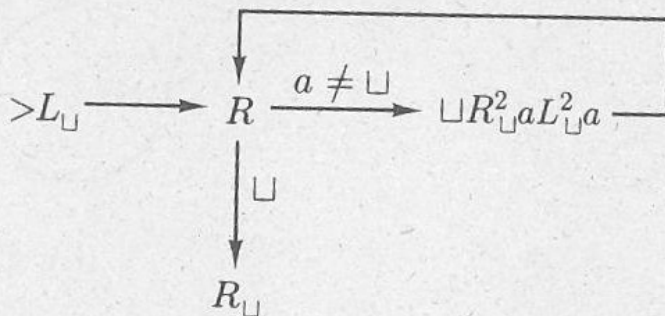


Figure 4-8

**Example 4.1.9:** The right-shifting machine  $S_{\rightarrow}$ , transforms  $\sqcup w \sqcup$ , where  $w$  contains no blanks, into  $\sqcup \sqcup w \sqcup$ . It is illustrated in Figure 4-9.  $\diamond$




Figure 4-9

**Example 4.1.10:** Figure 4-10 is the machine defined in Example 4.1.1, which erases the  $a$ 's in its tape.

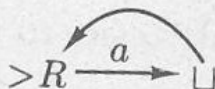


Figure 4-10

As a matter of fact, the fully developed transition table of this machine will differ from that of the machine given in Example 4.1.1 in ways that are subtle, inconsequential, and explored in Problem 4.1.8 —namely, the machine in Figure 4-10 will also contain certain extra states, which are final states of its constituents machines.  $\diamond$

## Problems for Section 4.1

4.1.1. Let  $M = (K, \Sigma, \delta, s, \{h\})$ , where

$$K = \{q_0, q_1, h\},$$

$$\Sigma = \{a, b, \sqcup, \triangleright\},$$

$$s = q_0,$$

and  $\delta$  is given by the following table.

$q, \sigma$	$\delta(q, \sigma)$
$q_0, a$	$(q_1, b)$
$q_0, b$	$(q_1, a)$
$q_0, \sqcup$	$(h, \sqcup)$
$q_0, \triangleright$	$(q_0, \rightarrow)$
$q_1, a$	$(q_0, \rightarrow)$
$q_1, b$	$(q_0, \rightarrow)$
$q_1, \sqcup$	$(q_0, \rightarrow)$
$q_1, \triangleright$	$(q_1, \rightarrow)$

- (a) Trace the computation of  $M$  starting from the configuration  $(q_0, \triangleright aabbba)$ .  
 (b) Describe informally what  $M$  does when started in  $q_0$  on any square of a tape.

4.1.2. Repeat Problem 4.1.1 for the machine  $M = (K, \Sigma, \delta, s, \{h\})$ , where

$$K = \{q_0, q_1, q_2, h\},$$

$$\Sigma = \{a, b, \sqcup, \triangleright\},$$

$$s = q_0,$$

and  $\delta$  is given by the following table (the transitions on  $\triangleright$  are  $\delta(q, \triangleright) = (q, \triangleright)$ , and are omitted).

$q, \sigma$	$\delta(q, \sigma)$
$q_0, a$	$(q_1, \leftarrow)$
$q_0, b$	$(q_0, \rightarrow)$
$q_0, \sqcup$	$(q_0, \rightarrow)$
$q_1, a$	$(q_1, \leftarrow)$
$q_1, b$	$(q_2, \rightarrow)$
$q_1, \sqcup$	$(q_1, \leftarrow)$
$q_2, a$	$(q_2, \rightarrow)$
$q_2, b$	$(q_2, \rightarrow)$
$q_2, \sqcup$	$(h, \sqcup)$

Start from the configuration  $(q_0, \triangleright abb \sqcup bb \sqcup \sqcup \sqcup aba)$ .

4.1.3. Repeat Problem 4.1.1 for the machine  $M = (K, \Sigma, \delta, s, \{h\})$ , where

$$K = \{q_0, q_1, q_2, q_3, q_4, h\},$$

$$\Sigma = \{a, b, \sqcup, \triangleright\},$$

$$s = q_0,$$

and  $\delta$  is given by the following table.

$q, \sigma$	$\delta(q, \sigma)$
$q_0, a$	$(q_2, \rightarrow)$
$q_0, b$	$(q_3, a)$
$q_0, \sqcup$	$(h, \sqcup)$
$q_0, \triangleright$	$(q_0, \rightarrow)$
$q_1, a$	$(q_2, \rightarrow)$
$q_1, b$	$(q_2, \rightarrow)$
$q_1, \sqcup$	$(q_2, \rightarrow)$
$q_1, \triangleright$	$(q_1, \rightarrow)$
$q_2, a$	$(q_1, b)$
$q_2, b$	$(q_3, a)$
$q_2, \sqcup$	$(h, \sqcup)$
$q_2, \triangleright$	$(q_2, \rightarrow)$
$q_3, a$	$(q_4, \rightarrow)$
$q_3, b$	$(q_4, \rightarrow)$
$q_3, \sqcup$	$(q_4, \rightarrow)$
$q_3, \triangleright$	$(q_3, \rightarrow)$
$q_4, a$	$(q_2, \rightarrow)$
$q_4, b$	$(q_4, \rightarrow)$
$q_4, \sqcup$	$(h, \sqcup)$
$q_4, \triangleright$	$(q_4, \rightarrow)$

Start from the configuration  $(q_0, \triangleright aaabbbbaa)$ .

4.1.4. Let  $M$  be the Turing machine  $(K, \Sigma, \delta, s, \{h\})$ , where

$$K = \{q_0, q_1, q_2, h\},$$

$$\Sigma = \{a, \sqcup, \triangleright\},$$

$$s = q_0,$$

and  $\delta$  is given by the following table.

Let  $n \geq 0$ . Describe carefully what  $M$  does when started in the configuration  $(q_0, \triangleright \sqcup a^n a)$ .

$q, \sigma$	$\delta(q, \sigma)$
$q_0, a$	$(q_1, \leftarrow)$
$q_0, \sqcup$	$(q_0, \sqcup)$
$q_0, \triangleright$	$(q_0, \rightarrow)$
$q_1, a$	$(q_2, \sqcup)$
$q_1, \sqcup$	$(h, \sqcup)$
$q_1, \triangleright$	$(q_1, \rightarrow)$
$q_2, a$	$(q_2, a)$
$q_2, \sqcup$	$(q_0, \leftarrow)$
$q_2, \triangleright$	$(q_2, \rightarrow)$

4.1.5. In the definition of a Turing machine, we allow rewriting a tape square without moving the head and moving the head left or right without rewriting the tape square. What would happen if we also allowed to leave the head stationary without rewriting the tape square?

4.1.6. (a) Which of the following could be configurations?

- (i)  $(q, \triangleright a \sqcup a \sqcup, \sqcup, \sqcup a)$
- (ii)  $(q, abc, b, abc)$
- (iii)  $(p, \triangleright abc, a, e)$
- (iv)  $(h, \triangleright, e, e)$
- (v)  $(q, \triangleright a \sqcup ab, b, \sqcup aa \sqcup)$
- (vi)  $(p, \triangleright a, ab, \sqcup a)$
- (vii)  $(q, \triangleright, e, \sqcup aa)$
- (viii)  $(h, \triangleright a, a, \sqcup \sqcup \sqcup \sqcup \sqcup a)$

(b) Rewrite those of Parts (i) through (viii) that are configurations using the abbreviated notation.

(c) Rewrite these abbreviated configurations in full.

- (i)  $(q, \triangleright \underline{abcd})$
- (ii)  $(q, \triangleright \underline{a})$
- (iii)  $(p, \triangleright aa \sqcup \sqcup)$
- (iv)  $(h, \triangleright \underline{\sqcup abc})$

4.1.7. Design and write out in full a Turing machine that scans to the right until it finds two consecutive  $a$ 's and then halts. The alphabet of the Turing machine should be  $\{a, b, \sqcup, \triangleright\}$ .

4.1.8. Give the full details of the Turing machines illustrated.



- 4.1.9. Do the machines  $LR$  and  $RL$  always accomplish the same thing? Explain.
- 4.1.10. Explain what this machine does.

$$\triangleright R \xrightarrow{a \neq \sqcup} R \xrightarrow{b \neq \sqcup} R_{\sqcup} a R_{\sqcup} b$$

- 4.1.11. Trace the operation of the Turing machine of Example 4.1.8 when started on  $\triangleright \sqcup aabb$ .
- 4.1.12. Trace the operation of the Turing machine of Example 4.1.9 on  $\triangleright \sqcup aabb \sqcup$ .

## 4.2

## COMPUTING WITH TURING MACHINES

We introduced Turing machines with the promise that they outperform, as language acceptors, all other kinds of automata we introduced in previous chapters. So far, however, we have presented only the “mechanics” of Turing machines, without any indication of how they are to be used in order to perform computational tasks—to recognize languages, for example. It is as though a computer had been delivered to you without a keyboard, disk drive, or screen—that is, without the means for getting information into and out of it. It is time, therefore, to fix some conventions for the use of Turing machines.

First, we adopt the following policy for presenting input to Turing machines: The input string, with no blank symbols in it, is written to the right of the leftmost symbol  $\triangleright$ , with a blank to its left, and blanks to its right; the head is positioned at the tape square containing the blank between the  $\triangleright$  and the input; and the machine starts operating in its initial state. If  $M = (K, \Sigma, \delta, s, H)$  is a Turing machine and  $w \in (\Sigma - \{\sqcup, \triangleright\})^*$ , then **the initial configuration of  $M$  on input  $w$**  is  $(s, \triangleright \sqcup w)$ . With this convention, we can now define how Turing machines are used as language recognizers.

**Definition 4.2.1:** Let  $M = (K, \Sigma, \delta, s, H)$  be a Turing machine, such that  $H = \{y, n\}$  consists of two distinguished halting states ( $y$  and  $n$  for “yes” and “no”). Any halting configuration whose state component is  $y$  is called an **accepting configuration**, while a halting configuration whose state component is  $n$  is called a **rejecting configuration**. We say that  $M$  **accepts** an input  $w \in (\Sigma - \{\sqcup, \triangleright\})^*$  if  $(s, \triangleright \sqcup w)$  yields an accepting configuration; we say that  $M$  **rejects**  $w$  if  $(s, \triangleright \sqcup w)$  yields a rejecting configuration.

Let  $\Sigma_0 \subseteq \Sigma - \{\sqcup, \triangleright\}$  be an alphabet, called the **input alphabet** of  $M$ ; by fixing  $\Sigma_0$  to be a subset of  $\Sigma - \{\sqcup, \triangleright\}$ , we allow our Turing machines to use extra symbols during their computation, besides those appearing in their inputs. We



say that  $M$  **decides** a language  $L \subseteq \Sigma_0^*$  if for any string  $w \in \Sigma_0^*$  the following is true: If  $w \in L$  then  $M$  accepts  $w$ ; and if  $w \notin L$  then  $M$  rejects  $w$ .

Finally, call a language  $L$  **recursive** if there is a Turing machine that decides it.

That is, a Turing machine decides a language  $L$  if, when started with input  $w$ , it always halts, and does so in a halt state that is the correct response to the input:  $y$  if  $w \in L$ ,  $n$  if  $w \notin L$ . Notice that no guarantees are given about what happens if the input to the machine contains blanks or the left end symbol.

**Example 4.2.1:** Consider the language  $L = \{a^n b^n c^n : n \geq 0\}$ , which has heretofore evaded all types of language recognizers. The Turing machine whose diagram is shown in Figure 4-11 decides  $L$ . In this diagram we have also utilized two new basic machines, useful for deciding languages: Machine  $y$  makes the new state to be the accepting state  $y$ , while machine  $n$  moves the state to  $n$ .

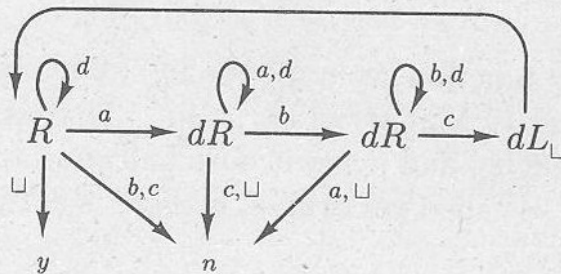


Figure 4-11

The strategy employed by  $M$  is simple: On input  $a^n b^n c^n$  it will operate in  $n$  stages. In each stage  $M$  starts from the left end of the string and moves to the right in search of an  $a$ . When it finds an  $a$ , it replaces it by a  $d$  and then looks further to the right for a  $b$ . When a  $b$  is found, it is replaced by a  $d$ , and the machine then looks for a  $c$ . When a  $c$  is found and is replaced by a  $d$ , then the stage is over, and the head returns to the left end of the input. Then the next stage begins. That is, at each stage the machine replaces an  $a$ , a  $b$ , and a  $c$  by  $d$ 's. If at any point the machine senses that the string is not in  $a^* b^* c^*$ , or that there is an excess of a certain symbol (for example, if it sees a  $b$  or  $c$  while looking for an  $a$ ), then it enters state  $n$  and rejects immediately. If however it encounters the right end of the input while looking for an  $a$ , this means that all the input has been replaced by  $d$ 's, and hence it was indeed of the form  $a^n b^n c^n$ , for some  $n \geq 0$ . The machine then accepts.  $\diamond$

There is a subtle point in relation to Turing machines that decide languages: With the other language recognizers that we have seen so far in this book (even the nondeterministic ones), one of two things could happen: either the machine accepts the input, or it rejects it. A Turing machine, on the other hand, even if

it has only two halt states  $y$  and  $n$ , always has the option of evading an answer (“yes” or “no”), *by failing to halt*. Given a Turing machine, it might or it might not decide a language—and there is no obvious way to tell whether it does. The far-reaching importance—and *necessity*—of this deficiency will become apparent later in this chapter, and in the next.

### Recursive Functions

Since Turing machines can write on their tapes, they can provide more elaborate output than just a “yes” or a “no:”

---

**Definition 4.2.2:** Let  $M = (K, \Sigma, \delta, s, \{h\})$  be a Turing machine, let  $\Sigma_0 \subseteq \Sigma - \{\sqcup, \triangleright\}$  be an alphabet, and let  $w \in \Sigma_0^*$ . Suppose that  $M$  halts on input  $w$ , and that  $(s, \triangleright \sqcup w) \vdash_M^* (h, \triangleright \sqcup y)$  for some  $y \in \Sigma_0^*$ . Then  $y$  is called the **output of  $M$  on input  $w$** , and is denoted  $M(w)$ . Notice that  $M(w)$  is defined *only if  $M$  halts on input  $w$* , and in fact does so at a configuration of the form  $(h, \triangleright \sqcup y)$  with  $y \in \Sigma_0^*$ .

Now let  $f$  be any function from  $\Sigma_0^*$  to  $\Sigma_0^*$ . We say that  $M$  **computes** function  $f$  if, for all  $w \in \Sigma_0^*$ ,  $M(w) = f(w)$ . That is, for all  $w \in \Sigma_0^*$   $M$  eventually halts on input  $w$ , and when it does halt, its tape contains the string  $\triangleright \sqcup f(w)$ . A function  $f$  is called **recursive**, if there is a Turing machine  $M$  that computes  $f$ .

---

**Example 4.2.2:** The function  $\kappa : \Sigma^* \mapsto \Sigma^*$  defined as  $\kappa(w) = ww$  can be computed by the machine  $CS_{\leftarrow}$ , that is, the copying machine followed by the left-shifting machine (both were defined towards the end of the last section).  $\diamond$

Strings in  $\{0, 1\}^*$  can be used to represent the nonnegative integers in the familiar *binary notation*. Any string  $w = a_1 a_2 \dots a_n \in \{0, 1\}^*$  represents the number

$$\text{num}(w) = a_1 \cdot 2^{n-1} + a_2 \cdot 2^{n-2} + \dots + a_n.$$

And any natural number can be represented in a unique way by a string in  $0 \cup 1(0 \cup 1)^*$ —that is to say, without redundant 0’s in the beginning.

Accordingly, Turing machines computing functions from  $\{0, 1\}^*$  to  $\{0, 1\}^*$  can be thought of as computing functions from the natural numbers to the natural numbers. In fact, numerical functions with many arguments—such as addition and multiplication—can be computed by Turing machines computing functions from  $\{0, 1, ;\}^*$  to  $\{0, 1\}^*$ , where “;” is a symbol used to separate binary arguments.

---

**Definition 4.2.3:** Let  $M = (K, \Sigma, \delta, s, \{h\})$  be a Turing machine such that  $0, 1, ; \in \Sigma$ , and let  $f$  be any function from  $\mathbb{N}^k$  to  $\mathbb{N}$  for some  $k \geq 1$ . We say

that  $M$  **computes** function  $f$  if for all  $w_1, \dots, w_k \in 0 \cup 1\{0, 1\}^*$  (that is, for any  $k$  strings that are binary encodings of integers),  $\text{num}(M(w_1; \dots; w_k)) = f(\text{num}(w_1), \dots, \text{num}(w_k))$ . That is, if  $M$  is started with the binary representations of the integers  $n_1, \dots, n_k$  as input, then it eventually halts, and when it does halt, its tape contains a string that represents number  $f(n_1, \dots, n_k)$  —the value of the function. A function  $f : \mathbf{N}^k \mapsto \mathbf{N}$  is called **recursive** if there is a Turing machine  $M$  that computes  $f$ .

In fact, the term *recursive* used to describe both functions and languages computed by Turing machines originates in the study of such numerical functions. It anticipates a result we shall prove towards the end of this chapter, namely that the numerical functions computable by Turing machines coincide with those that can be defined *recursively* from certain basic functions.

**Example 4.2.3:** We can design a machine that computes the *successor* function  $\text{succ}(n) = n + 1$  (Figure 4.12;  $S_R$  is the *right-shifting machine*, the rightward analog of the machine in Example 4.1.9). This machine first finds the right end of the input, and then goes to the left as long as it sees 1's, changing all of them to 0's. When it sees a 0, it changes it into a 1 and halts. If it sees a  $\square$  while looking for a 0, this means that the input number has a binary representation that is all 1's (it is a power of two minus one), and so the machine again writes a 1 in the place of the  $\square$  and halts, after shifting the whole string one position to the right. Strictly speaking, the machine shown does not compute  $n + 1$  because it fails to always halt with its head to the left of the result; but this can be fixed by adding a copy of  $R_{\square}$  (Figure 4-5).  $\diamond$

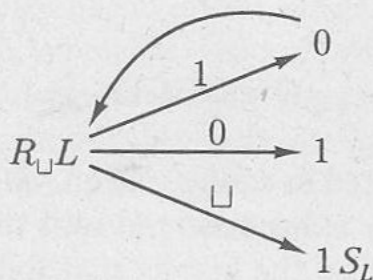


Figure 4-12

The last remark of the previous subsection, on our inability to tell whether a Turing machine decides a language, also applies to function computation. The price we must pay for the very broad range of functions that Turing machines can compute, is that we cannot tell whether a given Turing machine indeed computes such a function —that is to say, whether it halts on all inputs.

## Recursively Enumerable Languages

If a Turing machine decides a language or computes a function, it can be reasonably thought of as an *algorithm* that performs correctly and reliably some computational task. We next introduce a third, subtler, way in which a Turing machine can define a language:

---

**Definition 4.2.4:** Let  $M = (K, \Sigma, \delta, s, H)$  be a Turing machine, let  $\Sigma_0 \subseteq \Sigma - \{\sqcup, \triangleright\}$  be an alphabet, and let  $L \subseteq \Sigma_0^*$  be a language. We say that  $M$  **semidecides**  $L$  if for any string  $w \in \Sigma_0^*$  the following is true:  $w \in L$  if and only if  $M$  halts on input  $w$ . A language  $L$  is **recursively enumerable** if and only if there is a Turing machine  $M$  that semidecides  $L$ .

---

Thus when  $M$  is presented with input  $w \in L$ , it is required to halt eventually. We do not care precisely which halting configuration it reaches, as long as it does eventually arrive at a halting configuration. If however  $w \in \Sigma_0^* - L$ , then  $M$  must never enter the halting state. Since any configuration that is not halting yields some other configuration ( $\delta$  is a fully defined function), the machine must in this case continue its computation indefinitely.

Extending the “functional” notation of Turing machines that we introduced in the previous subsection (which allows us to write equations such as  $M(w) = v$ ), we shall write  $M(w) = \nearrow$  if  $M$  fails to halt on input  $w$ . In this notation, we can restate the definition of semidecision of a language  $L \subseteq \Sigma_0^*$  by Turing machine  $M$  as follows: For all  $w \in \Sigma_0^*$ ,  $M(w) = \nearrow$  if and only if  $w \notin L$ .

**Example 4.2.4:** Let  $L = \{w \in \{a, b\}^* : w \text{ contains at least one } a\}$ . Then  $L$  is semidecided by the Turing machine shown in Figure 4-13.



Figure 4-13

This machine, when started in configuration  $(q_0, \triangleright \sqcup w)$  for some  $w \in \{a, b\}^*$ , simply scans right until an  $a$  is encountered and then halts. If no  $a$  is found, the machine goes on forever into the blanks that follow its input, never halting. So  $L$  is exactly the set of strings  $w$  in  $\{a, b\}^*$  such that  $M$  halts on input  $w$ . Therefore  $M$  semidecides  $L$ , and thus  $L$  is recursively enumerable.  $\diamond$

“Going on forever into the blanks” is only one of the ways in which a Turing machine may fail to halt. For example, any machine with  $\delta(q, a) = (q, a)$  will “loop forever” in place if it ever encounters an  $a$  in state  $q$ . Naturally, more complex looping behaviors can be designed, with the machine going indefinitely through a finite number of different configurations.

The definition of semidecision by Turing machines is a rather straightforward extension of the notion of acceptance for the deterministic finite automaton. There is a major difference, however. A finite automaton *always halts* when it has read all of its input —the question is whether it halts on a final or a nonfinal state. In this sense it is a useful computational device, an *algorithm* from which we can reliably obtain answers as to whether an input belongs in the accepted language: We wait until all of the input has been read, and we then observe the state of the machine. In contrast, a Turing machine that semidecides a language  $L$  cannot be usefully employed for telling whether a string  $w$  is in  $L$ , because, if  $w \notin L$ , then *we will never know when we have waited enough for an answer.*<sup>†</sup> Turing machines that semidecide languages are no algorithms.

We know from Example 4.2.1 that  $\{a^n b^n c^n : n \geq 0\}$  is a recursive language. But is it recursively enumerable? The answer is easy: *Any recursive language is also recursively enumerable.* All it takes in order to construct another Turing machine that semidecides, instead of decides, the language is to make the rejecting state  $n$  a nonhalting state, from which the machine is guaranteed to never halt. Specifically, given any Turing machine  $M = (K, \Sigma, \delta, s, \{y, n\})$  that decides  $L$ , we can define a machine  $M'$  that semidecides  $L$  as follows:  $M' = (K, \Sigma, \delta', s, \{y\})$ , where  $\delta'$  is just  $\delta$  augmented by the following transitions related to  $n$  —no longer a halting state:  $\delta'(n, a) = (n, a)$  for all  $a \in \Sigma$ . It is clear that if  $M$  indeed decides  $L$ , then  $M'$  semidecides  $L$ , because  $M'$  accepts the same inputs as  $M$ ; furthermore, if  $M$  rejects an input  $w$ , then  $M'$  does not halt on  $w$  (it “loops forever” in state  $n$ ). In other words, for all inputs  $w$ ,  $M'(w) = \nearrow$  if and only if  $M(w) = n$ .

We have proved the following important result:

---

**Theorem 4.2.1:** *If a language is recursive, then it is recursively enumerable.*

---

Naturally, the interesting (and difficult) question is the opposite: Can we always transform every Turing machine that semidecides a language (with our one-sided definition of semidecision that makes it virtually useless as a computational device) into an actual *algorithm* for *deciding* the same language? We shall see in the next chapter that the answer here is negative: *There are recursively enumerable languages that are not recursive.*

An important property of the class of recursive languages is that it is closed under complement:

---

**Theorem 4.2.2:** *If  $L$  is a recursive language, then its complement  $\bar{L}$  is also*

---

<sup>†</sup> We have already encountered the same difficulty with pushdown automata (recall Section 3.7). A pushdown automaton can in principle reject an input by manipulating forever its stack without reading any further input —in Section 3.7 we had to remove such behavior in order to obtain computationally useful pushdown automata for certain context-free languages.

recursive.

**Proof:** If  $L$  is decided by Turing machine  $M = (K, \Sigma, \delta, s, \{y, n\})$ , then  $L$  is decided by the Turing machine  $M' = (K, \Sigma, \delta', s, \{y, n\})$  which is identical to  $M$  except that it reverses the rôles of the two special halting states  $y$  and  $n$ . That is,  $\delta'$  is defined as follows:

$$\delta'(q, a) = \begin{cases} n & \text{if } \delta(q, a) = y, \\ y & \text{if } \delta(q, a) = n, \\ \delta(q, a) & \text{otherwise.} \end{cases}$$

It is clear that  $M'(w) = y$  if and only if  $M(w) = n$ , and therefore  $M'$  decides  $\bar{L}$ . ■

Is the class of recursively enumerable languages also closed under complement? Again, we shall see in the next chapter that *the answer is negative*.

### Problems for Section 4.2

- 4.2.1. Give a Turing machine (in our abbreviated notation) that computes the following function from strings in  $\{a, b\}^*$  to strings in  $\{a, b\}^*$ :  $f(w) = ww^R$ .
- 4.2.2. Present Turing machines that decide the following languages over  $\{a, b\}$ :
- $\emptyset$
  - $\{e\}$
  - $\{a\}$
  - $\{a\}^*$
- 4.2.3. Give a Turing machine that semidecides the language  $a^*ba^*b$ .
- 4.2.4. (a) Give an example of a Turing machine with one halting state that does not compute a function from strings to strings.  
 (b) Give an example of a Turing machine with two halting states,  $y$  and  $n$ , that does not decide a language.  
 (c) Can you give an example of a Turing machine with one halting state that does not *semidecide* a language?

## 4.3

## EXTENSIONS OF THE TURING MACHINE

The examples of the previous section make it clear that Turing machines can perform fairly powerful computations, albeit slowly and clumsily. In order to better understand their surprising power, we shall consider the effect of extending the Turing machine model in various directions. We shall see that in each case

the additional features do not add to the classes of computable functions or decidable languages: the “new, improved models” of the Turing machine can in each instance be *simulated* by the standard model. Such results increase our confidence that the Turing machine is indeed the ultimate computational device, the end of our progression to more and more powerful automata. A side benefit of these results is that we shall feel free subsequently to use the additional features when designing Turing machines to solve particular problems, secure in the knowledge that our dependency on such features can, if necessary, be eliminated.

### Multiple Tapes

One can think of Turing machines that have several tapes (see Figure 4-14). Each tape is connected to the finite control by means of a read/write head (one on each tape). The machine can in one step read the symbols scanned by all its heads and then, depending on those symbols and its current state, rewrite some of those scanned squares and move some of the heads to the left or right, in addition to changing state. For any *fixed* integer  $k \geq 1$ , a *k-tape Turing machine* is a Turing machine equipped as above with  $k$  tapes and corresponding heads. Thus a “standard” Turing machine studied so far in this chapter is just a  $k$ -tape Turing machine, with  $k = 1$ .

---

**Definition 4.3.1:** Let  $k \geq 1$  be an integer. A *k-tape Turing machine* is a quintuple  $(K, \Sigma, \delta, s, H)$ , where  $K$ ,  $\Sigma$ ,  $s$ , and  $H$  are as in the definition of the ordinary Turing machine, and  $\delta$ , the **transition function**, is a function from  $(K - H) \times \Sigma^k$  to  $K \times (\Sigma \cup \{\leftarrow, \rightarrow\})^k$ . That is, for each state  $q$ , and each  $k$ -tuple of tape symbols  $(a_1, \dots, a_k)$ ,  $\delta(q, (a_1, \dots, a_k)) = (p, (b_1, \dots, b_k))$ , where  $p$  is, as before, the new state, and  $b_j$  is, intuitively, the action taken by  $M$  at tape  $j$ . Naturally, we again insist that if  $a_j = \triangleright$  for some  $j \leq k$ , then  $b_j = \rightarrow$ .

---

Computation takes place in all  $k$  tapes of a  $k$ -tape Turing machine. Accordingly, a *configuration* of such a machine must include information about all tapes:

---

**Definition 4.3.2:** Let  $M = (K, \Sigma, \delta, s, H)$  be a  $k$ -tape Turing machine. A **configuration** of  $M$  is a member of

$$K \times (\triangleright \Sigma^* \times (\Sigma^*(\Sigma - \{\sqcup\}) \cup \{e\}))^k.$$

That is, a configuration identifies the state, the tape contents, and the head position in each of the  $k$  tapes.

---

If  $(q, (w_1 \underline{a_1} u_1, \dots, w_k \underline{a_k} u_k))$  is a configuration of a  $k$ -tape Turing machine (where we have used the  $k$ -fold version of the abbreviated notation for configurations), and if  $\delta(p, (a_1, \dots, a_k)) = (b_1, \dots, b_k)$ , then in one move the machine

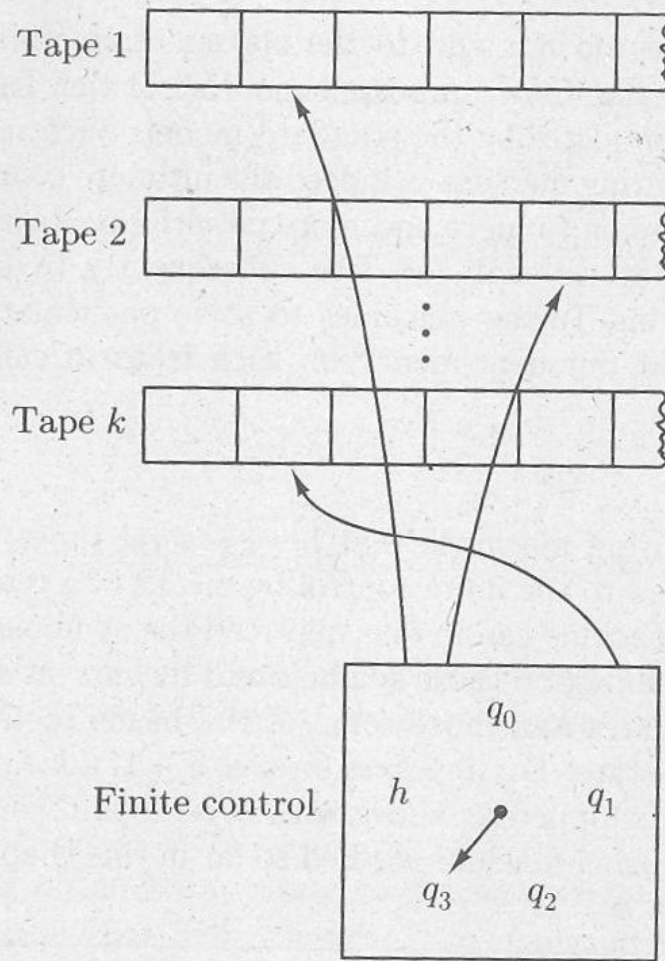


Figure 4-14

would move to configuration  $(p, (w'_1 a'_1 u'_1, \dots, w'_k a'_k u'_k))$ , where, for  $i = 1, \dots, k$ ,  $w'_i a'_i u'_i$  is  $w_i a_i u_i$  modified by action  $b_i$ , precisely as in Definition 4.1.3. We say that configuration  $(q, (w_1 a_1 u_1, \dots, w_k a_k u_k))$  yields in one step configuration  $(p, (w'_1 a'_1 u'_1, \dots, w'_k a'_k u'_k))$ .

**Example 4.3.1:** A  $k$ -tape Turing machine can be used for computing a function or deciding or semideciding a language in any of the ways discussed above for standard Turing machines. We adopt the convention that the input string is placed on the first tape, in the same way as it would be presented to a standard Turing machine. The other tapes are initially blank, with the head on the leftmost blank square of each. At the end of a computation, a  $k$ -tape Turing machine is to leave its output on its first tape; the contents of the other tapes are ignored.

Multiple tapes often facilitate the construction of a Turing machine to perform a particular function. Consider, for example, the task of the copying machine  $C$  given in Example 4.1.8: to transform  $\triangleright \sqcup w \sqcup$  into  $\triangleright \sqcup w \sqcup w \sqcup$ , where  $w \in \{a, b\}^*$ . A 2-tape Turing machine can accomplish this as follows.

(1) Move the heads on both tapes to the right, copying each symbol on the first



tape onto the second tape, until a blank is found on the first tape. The first square of the second tape should be left blank.

- (2) Move the head on the second tape to the left until a blank is found.
- (3) Again move the heads on both tapes to the right, this time copying symbols from the second tape onto the first tape. Halt when a blank is found on the second tape.

This sequence of actions can be pictured as follows.

At the beginning: First tape  $\triangleright \sqcup w$   
 Second tape  $\triangleright \sqcup$   
 After (1): First tape  $\triangleright \sqcup w \sqcup$   
 Second tape  $\triangleright \sqcup w \sqcup$   
 After (2): First tape  $\triangleright \sqcup w \sqcup$   
 Second tape  $\triangleright \sqcup w$   
 After (3): First tape  $\triangleright \sqcup w \sqcup w \sqcup$   
 Second tape  $\triangleright \sqcup w \sqcup$

Turing machines with more than one tape can be depicted in the same way that single-tape Turing machines were depicted in earlier sections. We simply attach as a superscript to the symbol denoting each machine the number of the tape on which it is to operate; all other tapes are unaffected. For example,  $\sqcup^2$  writes a blank on the second tape,  $L_{\sqcup}^1$  searches to the left for a blank on the first tape, and  $R^{1,2}$  moves to the right the heads of *both* the first and the second tape. A label  $a^1$  on an arrow denotes an action taken if the symbol scanned in the first tape is an  $a$ . And so on. (When representing multi-tape Turing machines, we refrain from using the shorthand  $M^2$  for  $MM$ .) Using this convention, the 2-tape version of the copying machine might be illustrated as in Figure 4-15. We indicate the submachines performing Functions 1 through 3 above.  $\diamond$

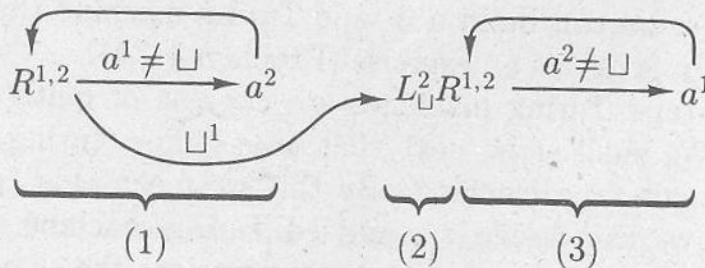


Figure 4-15

**Example 4.3.2:** We have seen (Example 4.2.3) that Turing machines can add 1 to any binary integer. It should come as no surprise that Turing machines

can also *add arbitrary binary numbers* (recall Problem 2.4.3, suggesting that even finite automata, in a certain sense, can). With two tapes this task can be accomplished by the machine depicted in Figure 4-16. Pairs of bits such as 01 on an arrow label are a shorthand for, in this case,  $a^1 = 0, a^2 = 1$ .

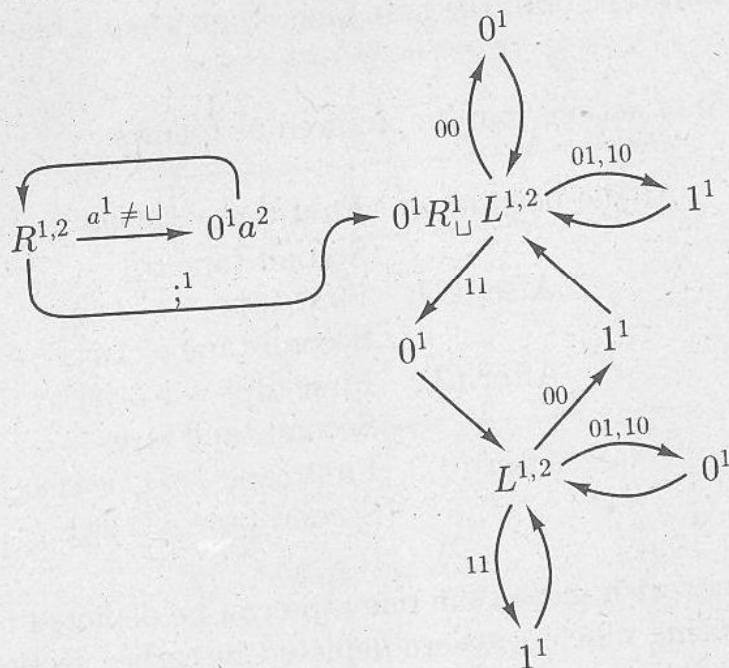


Figure 4-16

This machine first copies the first binary integer in its second tape, writing zeros in its place (and in the place of the “;” separating the two integers) in the first tape; this way the first tape contains the second integer, with zeros added in front. The machine then performs binary addition by the “school method,” starting from the least significant bit of both integers, adding the corresponding bits, writing the result in the first tape, and “remembering the carry” in its state.  $\diamond$

What is more, we can build a 3-tape Turing machine that *multiplies* two numbers; its design is left as an exercise (Problem 4.3.5).

Evidently,  $k$ -tape Turing machines are capable of quite complex computational tasks. We shall show next that any  $k$ -tape Turing machine can be *simulated* by a single-tape machine. By this we mean that, given any  $k$ -tape Turing machine, we can design a standard Turing machine that exhibits the same input-output behavior —decides or semidecides the same language, computes the same function. Such *simulations* are important ingredients of our methodology in studying the power of computational devices in this and the next chapters. Typically, they amount to a method for mimicking a single step of the simulated machine by several steps of the simulating machine. Our first result of this sort, and its proof, is quite indicative of this line of reasoning.

**Theorem 4.3.1:** Let  $M = (K, \Sigma, \delta, s, H)$  be a  $k$ -tape Turing machine for some  $k \geq 1$ . Then there is a standard Turing machine  $M' = (K', \Sigma', \delta', s', H)$ , where  $\Sigma \subseteq \Sigma'$ , and such that the following holds: For any input string  $x \in \Sigma^*$ ,  $M$  on input  $x$  halts with output  $y$  on the first tape if and only if  $M'$  on input  $x$  halts at the same halting state, and with the same output  $y$  on its tape. Furthermore, if  $M$  halts on input  $x$  after  $t$  steps, then  $M'$  halts on input  $x$  after a number of steps which is  $\mathcal{O}(t \cdot (|x| + t))$ .

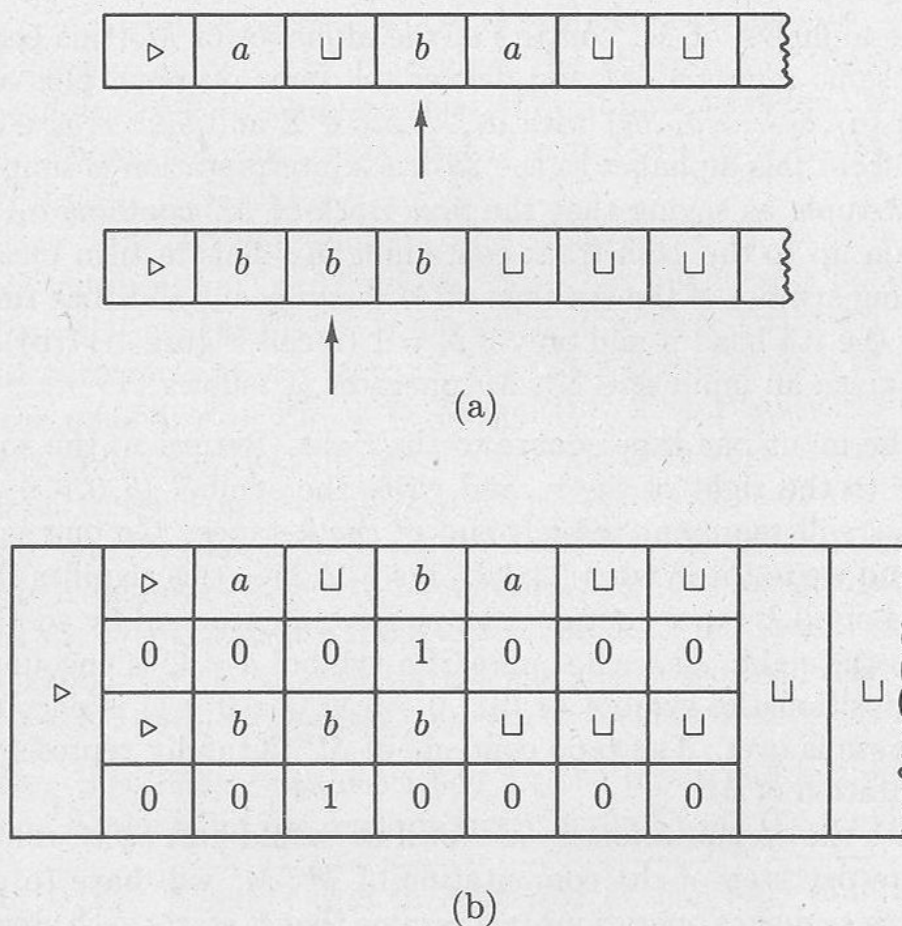


Figure 4-17

**Proof:** The tape of  $M'$  must somehow contain all information in all tapes of  $M$ . A simple way of achieving this is by thinking that the tape of  $M'$  is divided into several *tracks* (see Figure 4-18(b)), with each “track” devoted to the simulation of a different tape of  $M$ . In particular, except for the leftmost square, which contains as usual the left end symbol  $\triangleright$ , and the infinite blank portion of the tape to the right, the single tape of  $M'$  is split horizontally into  $2k$  tracks. The first, third,  $\dots$ ,  $(2k - 1)$ st tracks of the tape of  $M'$  correspond to the first, second,  $\dots$ ,  $k$ th tapes of  $M$ . The second, fourth,  $\dots$ ,  $2k$ th tracks of the tape of

$M'$  are used to record the positions of the heads on the first, second, ...,  $k$ th tapes of  $M$  in the following way: If the head on the  $i$ th tape of  $M$  is positioned over the  $n$ th tape square, then the  $2i$ th track of the tape of  $M'$  contains a 1 in the  $(n + 1)$ st tape square and a 0 in all tape squares except the  $(n + 1)$ st. For example, if  $k = 2$ , then the tapes and heads of  $M$  shown in Figure 4-18(a) would correspond to the tape of  $M'$  shown in Figure 4-18(b).

Of course, the division of the tape of  $M'$  into tracks is a purely conceptual device; formally, the effect is achieved by letting

$$\Sigma' = \Sigma \cup (\Sigma \times \{0, 1\})^k.$$

That is, the alphabet of  $M'$  consists of the alphabet of  $M$  (this enables  $M'$  to receive the same inputs as  $M$  and deliver the same output), plus all  $2k$ -tuples of the form  $(a_1, b_1, \dots, a_k, b_k)$  with  $a_1, \dots, a_k \in \Sigma$  and  $b_1, \dots, b_k \in \{0, 1\}$ . The translation from this alphabet to the  $2k$ -track interpretation is simple: We read any such  $2k$ -tuple as saying that the first track of  $M'$  contains  $a_1$ , the second  $b_1$ , and so on up to the  $2k$ th track containing  $b_k$ . This in turn means that the corresponding symbol of the  $i$ th tape of  $M$  contains  $a_i$ , and that this symbol is scanned by the  $i$ th head if and only if  $b_i = 1$  (recall Figure 4-17(b)).

When given an input  $w \in \Sigma^*$ ,  $M'$  operates as follows.

- (1) Shift the input one tape square to the right. Return to the square immediately to the right of the  $\triangleright$ , and write the symbol  $(\triangleright, 0, \triangleright, 0, \dots, \triangleright, 0)$  on it —this will represent the left end of the  $k$  tapes. Go one square to the right and write the symbol  $(\sqcup, 1, \sqcup, 1, \dots, \sqcup, 1)$  —this signifies that the first squares of all  $k$  tapes contain a  $\sqcup$ , and are all scanned by the heads. Proceed to the right. At each square, if a symbol  $a \neq \sqcup$  is encountered, write in its position the symbol  $(a, 0, \sqcup, 0, \dots, \sqcup, 0)$ . If a  $\sqcup$  is encountered, the first phase is over. The tape contents of  $M'$  faithfully represent the initial configuration of  $M$ .
- (2) Simulate the computation by  $M$ , until  $M$  would halt (if it would halt). To simulate one step of the computation of  $M$ ,  $M'$  will have to perform the following sequence operations (we assume that it starts each step simulation with its head scanning the first “true blank,” that is, the first square of its tape that has not yet been subdivided into tracks):
  - (a) Scan left down the tape, gathering information about the symbols scanned by the  $k$  tape heads of  $M$ . After all scanned symbols have been identified (by the 1's in the corresponding even tracks), return to the leftmost true blank. No writing on the tape occurs during this part of the operation of  $M'$ , but when the head has returned to the right end, the state of the finite control has changed to reflect the  $k$ -tuple of symbols from  $\Sigma$ , in the  $k$  tracks at the marked head positions.
  - (b) Scan left and then right down the tape to update the tracks in accordance with the move of  $M$  that is to be simulated. On each pair of

tracks, this involves either moving the head position marker one square to the right or left, or rewriting the symbol from  $\Sigma$ .

- (3) When  $M$  would halt,  $M'$  first converts its tape from tracks into single-symbol format, ignoring all tracks except for the first; it positions its head where  $M$  would have placed its first head, and finally it halts in the same state as  $M$  would have halted.

Many details have been omitted from this description. Phase 2, while by no means conceptually difficult, is rather messy to specify explicitly, and indeed there are several choices as to how the operations described might actually be carried out. One detail is perhaps worth describing. Occasionally, for some  $n > |w|$ ,  $M$  may have to move one of its heads to the  $n$ th square of the corresponding tape *for the first time*. To simulate this,  $M'$  will have to extend the part of its tape that is divided into  $2k$  tracks, and rewrite the first  $\sqcup$  to the right as the  $2k$ -tuple  $(\sqcup, 0, \sqcup, 0, \dots, \sqcup, 0) \in \Sigma'$ .

It is clear that  $M'$  can simulate the behavior of  $M$  as indicated in the statement of the theorem. It remains to argue that the number of steps required by  $M'$  for simulating  $t$  steps of  $M$  on input  $x$  is  $\mathcal{O}(t \cdot (|x| + t))$ . Phase 1 of the simulation requires  $\mathcal{O}(|x|)$  steps of  $M'$ . Then, for each step of  $M$ ,  $M'$  must carry out the maneuver in Phase 2, (a) and (b). This requires  $M'$  to scan the  $2k$ -track part of its tape twice; that is, it requires a number of steps by  $M'$  that is proportional to the length of the  $2k$ -track part of the tape of  $M'$ . The question is, how long can this part of  $M'$ 's tape be? It starts by being  $|x| + 2$  long, and subsequently it increases in length by no more than one for each simulated step of  $M$ . Thus, if  $t$  steps of  $M$  are simulated on input  $x$ , the length of the  $2k$ -track part of the tape of  $M'$  is at most  $|x| + 2 + t$ , and hence each step of  $M$  can be simulated by  $\mathcal{O}(|x| + t)$  steps of  $M'$ , as was to be shown. ■

By using the conventions described for the input and output of a  $k$ -tape Turing machine, the following result is easily derived from the previous theorem.

---

**Corollary:** *Any function that is computed or language that is decided or semidecided by a  $k$ -tape Turing machine is also computed, decided, or semidecided, respectively, by a standard Turing machine.*

---

## Two-way Infinite Tape

Suppose now that our machine has a tape that is infinite in both directions. All squares are initially blank, except for those containing the input; the head is initially to the left of the input, say. Also, our convention with the  $\triangleright$  symbol would be unnecessary and meaningless for such machines.

It is not hard to see that, like multiple tapes, two-way infinite tapes do not add substantial power to Turing machines. A two-way infinite tape can be easily simulated by a 2-tape machine: one tape always contains the part of the tape to

the right of the square containing the first input symbol, and the other contains the part of the tape to the left of this *in reverse*. In turn, this 2-tape machine can be simulated by a standard Turing machine. In fact, the simulation need only take *linear*, instead of quadratic, time, since at each step only one of the tracks is active. Needless to say, machines with *several* two-way infinite tapes could also be simulated in the same way.

### Multiple Heads

What if we allow a Turing machine to have one tape, but several heads on it? In one step, the heads all sense the scanned symbols and move or write independently. (Some convention must be adopted about what happens when two heads that happen to be scanning the same tape square attempt to write different symbols. Perhaps the head with the lower number wins out. Also, let us assume that the heads cannot sense each other's presence in the same tape square, except perhaps indirectly, through unsuccessful writes.)

It is not hard to see that a simulation like the one we used for  $k$ -tape machines can be carried out for Turing machines with several heads on a tape. The basic idea is again to divide the tape into tracks, all but one of which are used solely to record the head positions. To simulate one computational step by the multiple-head machine, the tape must be scanned twice: once to find the symbols at the head positions, and again to change those symbols or move the heads as appropriate. The number of steps needed is again *quadratic*, as in Theorem 4.3.1.

The use of multiple heads, like multiple tapes, can sometimes drastically simplify the construction of a Turing machine. A 2-head version of the copying machine  $C$  in Example 4.1.8 could function in a way that is much more natural than the one-head version (or even the two-tape version, Example 4.3.1); see Problem 4.3.3.

### Two-Dimensional Tape

Another kind of generalization of the Turing machine would allow its "tape" to be an infinite two-dimensional grid. (One might even allow a space of higher dimension.) Such a device could be much more useful than standard Turing machines to solve problems such as "zigzag puzzles" (see the *tiling* problem in the next chapter). We leave it as an exercise (Problem 4.3.6) to define in detail the operation of such machines. Once again, however, no fundamental increase in power results. Interestingly, the number of steps needed to simulate  $t$  steps of the two-dimensional Turing machine on input  $x$  by the ordinary Turing machine is again *polynomial* in  $t$  and  $|x|$ .

The above extensions on the Turing machine model can be *combined*: One can think of Turing machines with several tapes, all or some of which are two-way infinite and have more than one head on them, or are even multidimensional.

Again, it is quite straightforward to see that the ultimate capabilities of the Turing machine remain the same.

We summarize our discussion of the several variants of Turing machines discussed so far as follows.

---

**Theorem 4.3.2:** *Any language decided or semidecided, and any function computed by Turing machines with several tapes, heads, two-way infinite tapes, or multi-dimensional tapes, can be decided, semidecided, or computed, respectively, by a standard Turing machine.*

---

### Problems for Section 4.3

- 4.3.1. Formally define:
- $M$  semidecides  $L$ , where  $M$  is a two-way infinite tape Turing machine;
  - $M$  computes  $f$ , where  $M$  is a  $k$ -tape Turing machine and  $f$  is a function from strings to strings.
- 4.3.2. Formally define:
- a  $k$ -head Turing machine (with a single one-way infinite tape);
  - a configuration of such a machine;
  - the yields in one step relation between configurations of such a machine. (There is more than one correct set of definitions.)
- 4.3.3. Describe (in an extension of our notation for  $k$ -tape Turing machines) a 2-head Turing machine that compute the function  $f(w) = ww$ .
- 4.3.4. The stack of a pushdown automaton can be considered as a tape that can be written and erased only at the right end; in this sense a Turing machine is a generalization of the deterministic pushdown automaton. In this problem we consider a generalization in another direction, namely the *deterministic pushdown automaton with two stacks*.
- Define informally but carefully the operation of such a machine. Define what it means for such a machine to decide a language.
  - Show that the class of languages decided by such machines is precisely the class of recursive languages.
- 4.3.5. Give a three-tape Turing machine which, when started with two binary integers separated by a ‘;’ on its first tape, computes their product. (*Hint:* Use the adding machine of Example 4.3.2 as a “subroutine.”)
- 4.3.6. Formally define a Turing machine with a 2-dimensional tape, its configurations, and its computation. Define what it means for such a machine to decide a language  $L$ . Show that  $t$  steps of this machine, starting on an input of length  $n$ , can be simulated by a standard Turing machine in time that is *polynomial* in  $t$  and  $n$ .

both cases it is trivial to see that the increase can only be linear in  $r$ .

- (c) Finally, it is easy to see that  $r = \mathcal{O}(t)$ ; that is, the length of the largest integer represented by  $M$  can only increase by a constant at each step.

The claimed bound follows by putting these three facts together. ■

## Problems for Section 4.4

- 4.4.1. Give explicitly the full details of the random access Turing machine program of Example 4.4.2. Give the sequence of configurations of this machine on input  $abccc$ .
- 4.4.2. Give (in our abbreviated notation) a random access Turing machine program that decides the language  $\{wcw : w \in \{a, b\}^*\}$ .
- 4.4.3. Show that, in the simulation in the proof of Theorem 4.4.2, each step can be simulated by  $\mathcal{O}(m)$  steps of  $M'$ , where  $m$  is the total length of  $M'$ 's tapes. (You must establish that the 2-tape addition Turing machine in Example 4.3.2 operates in linear time.) Can you estimate the constant in  $\mathcal{O}(m)$ ?
- 4.4.4. Suppose that our random access Turing machines had an explicit instruction *mply*. What goes wrong now in the second part of the proof of Theorem 4.4.2?

## 4.5

## NONDETERMINISTIC TURING MACHINES

We have added to our Turing machines many seemingly powerful features — multiple tapes and heads, even random access— with no appreciative increase in power. There is, however, an important and familiar feature that we have not tried yet: *nondeterminism*.

We have seen that when finite automata are allowed to act nondeterministically, no increase in computational power results (except that exponentially fewer states may be needed for the same task), but that nondeterministic push-down automata are more powerful than deterministic ones. We can also imagine Turing machines that act nondeterministically: Such machines might have, on certain combinations of state and scanned symbol, more than one possible choice of behavior. Formally, a **nondeterministic Turing machine** is a quintuple  $(K, \Sigma, \Delta, s, H)$ , where  $K$ ,  $\Sigma$ ,  $s$ , and  $H$  are as for standard Turing machines, and  $\Delta$  is a *subset* of  $((K - H) \times \Sigma) \times (K \times (\Sigma \cup \{\leftarrow, \rightarrow\}))$ , rather than a *function* from  $(K - H) \times \Sigma$  to  $K \times (\Sigma \cup \{\leftarrow, \rightarrow\})$ . Configurations and the relations  $\vdash_M$  and  $\vdash_M^*$  are defined in the natural way. But now  $\vdash_M$  need not be single-valued: One configuration may yield several others in one step.



When Turing machines are allowed to act nondeterministically, is there any increase in computational power? We must first define what it means for a nondeterministic Turing machine to compute something. Since a nondeterministic machine could produce two different outputs or final states from the same input, we have to be careful about what is considered to be the end result of a computation by such a machine. Because of this, it is easiest to consider at first nondeterministic Turing that *semidecide* languages.

**Definition 4.5.1:** Let  $M = (K, \Sigma, \Delta, s, H)$  be a nondeterministic Turing machine. We say that  $M$  **accepts** an input  $w \in (\Sigma - \{\triangleright, \sqcup\})^*$  if  $(s, \triangleright \sqcup w) \vdash_M^* (h, u \sqcup v)$  for some  $h \in H$  and  $a \in \Sigma, u, v \in \Sigma^*$ . Notice that a nondeterministic machine accepts an input even though it may have many nonhalting computations on this input —as long as at least one halting computation exists. We say that  $M$  **semidecides a language**  $L \subseteq (\Sigma - \{\triangleright, \sqcup\})^*$  if the following holds for all  $w \in (\Sigma - \{\triangleright, \sqcup\})^*$ :  $w \in L$  if and only if  $M$  accepts  $w$ .

It is a little more subtle to define what it means for a nondeterministic Turing machine to decide a language, or to compute a function.

**Definition 4.5.2:** Let  $M = (K, \Sigma, \Delta, s, \{y, n\})$  be a nondeterministic Turing machine. We say that  $M$  **decides** a language  $L \subseteq (\Sigma - \{\triangleright, \sqcup\})^*$  if the following two conditions hold for all  $w \in (\Sigma - \{\triangleright, \sqcup\})^*$ :

- (a) There is a natural number  $N$ , depending on  $M$  and  $w$ , such that there is no configuration  $C$  satisfying  $(s, \triangleright \sqcup w) \vdash_M^N C$ .
- (b)  $w \in L$  if and only if  $(s, \triangleright \sqcup w) \vdash_M^* (y, u \sqcup v)$  for some  $u, v \in \Sigma^*, a \in \Sigma$ .

Finally, we say that  $M$  **computes** a function  $f : (\Sigma - \{\triangleright, \sqcup\})^* \mapsto (\Sigma - \{\triangleright, \sqcup\})^*$  if the following two conditions hold for all  $w \in (\Sigma - \{\triangleright, \sqcup\})^*$ :

- (a) There is an  $N$ , depending on  $M$  and  $w$ , such that there is no configuration  $C$  satisfying  $(s, \triangleright \sqcup w) \vdash_M^N C$ .
- (b)  $(s, \triangleright \sqcup w) \vdash_M^* (h, u \sqcup v)$  if and only if  $ua = \triangleright \sqcup$ , and  $v = f(w)$ .

These definitions reflect the difficulties associated with computing by nondeterministic Turing machines. First notice that, for a nondeterministic machine to decide a language and compute a function, we require that *all* of its computations halt; we achieve this by postulating that there is no computation continuing after  $N$  steps, where  $N$  is an “upper bound” depending on the machine and the input (this is condition (a) above). Second, for  $M$  to decide a language, we only require that *at least* one of its possible computations end up accepting the input. Some, most, or all of the remaining computations could end up rejecting —the machine accepts by the force of this single accepting computation. This is a very unusual, asymmetric, and counterintuitive convention. For example, to

create a machine that decides the *complement* of the language, it is not enough to reverse the rôles of the  $y$  and  $n$  states (since the machine may have both accepting and rejecting computations for some inputs). As with nondeterministic finite automata, to show that the class of languages decided by nondeterministic Turing machines is closed under complement, we must go through an equivalent *deterministic* Turing machine —and our main result in this section (Theorem 4.5.1) states that an equivalent deterministic Turing machine must exist.

Finally, for a nondeterministic Turing machine to compute a *function*, we require that *all* possible computations agree on the outcome. If not, we would not be able to decide which one is the right value of the function (in the cases of deciding or semideciding a language, we resolve this uncertainty by postulating that the positive answer prevails).

Before showing that nondeterminism, like the features considered in the previous sections, can be eliminated from Turing machines, let us consider a classic example that demonstrates the power of nondeterminism in Turing machines as a conceptual device.

**Example 4.5.1:** A **composite number** is one that is the product of two natural numbers, each greater than one; for example, 4, 6, 8, 9, 10, and 12 are composite, but 1, 2, 3, 5, 7, and 11 are not. In other words, a composite number is a non-prime other than one or zero.

Let  $C = \{100, 110, 1000, 1001, 1010, \dots, 1011011, \dots\}$  be the set of all binary representations of composite numbers. To design an “efficient” algorithm deciding  $C$  is an ancient, important, and difficult problem. To design such an algorithm it would seem necessary to come up with a clever way of discovering the *factors*, if any, of a number —a task that seems quite complex. Naturally, by searching exhaustively all numbers smaller than the given number (in fact, smaller than its *square root*) we would end up discovering its factors; the point is that *no more direct method is evident*.

However, if nondeterminism is available, we can design a machine to semidecide  $C$  rather simply, by guessing the factors, if there are any. This machine operates as follows, when given as input the binary representation of integer  $n$ :

- (1) Nondeterministically choose two binary numbers  $p, q$  larger than one, bit by bit, and write their binary representation next to the input.
- (2) Use the multiplication machine of Problem 4.3.5 (actually, the single-tape machine that simulates it) to replace the binary representations of  $p$  and  $q$  by that of their product.
- (3) Check to see that the two integers,  $n$  and  $p \cdot q$ , are the same. This can be done easily by comparing them bit by bit. Halt if the two integers are equal; otherwise continue forever in some fashion (recall that at present we are only interested in a machine that semidecides  $C$ ).

This machine, on input 1000010 (the binary representation of 66) will have many rejecting (nonhalting) computations, corresponding to phase 1 above choosing pairs of binary integers, such as 101; 11101, that *fail* to multiply to 66. The point is that, since 66 is a composite number, there will be *at least one* computation of  $M$  that will end up accepting—and that is all we need. In fact, there will be more than one (corresponding to  $2 \cdot 33 = 6 \cdot 11 = 11 \cdot 6 = 33 \cdot 2 = 66$ ). If the input were 1000011, however, no computation would end up accepting—because 67 is a prime number.

This machine can be modified to a nondeterministic machine that *decides* the language  $C$ . The deciding machine has the same basic structure, except that in Phase (1) the new machine never guesses an integer with more bits than  $n$  itself—obviously, such an integer cannot be a factor of  $n$ . And in Phase 3, after comparing the input and the product, the new machine would halt at state  $y$  if they are equal, and at state  $n$  otherwise. As a result, *all computations will eventually halt* after some finite number of steps.

The upper bound  $N$  required by Definition 4.5.2 is now easy to compute explicitly. Suppose that the given integer  $n$  has  $\ell$  bits. Let  $N_1$  be the maximum number of steps in any computation by the multiplying machine on any input of length  $2\ell + 1$  or less; this is a finite number, the maximum of finitely many natural numbers. Let  $N_2$  the number of steps it takes to compare two strings of length at most  $3\ell$  each. Then any computation by  $M'$  will halt after  $N_1 + N_2 + 3\ell + 6$  steps, certainly a finite number depending only on the machine and the input.  $\diamond$

Nondeterminism would seem to be a very powerful feature that cannot be eliminated easily. Indeed, there appears to be no easy way to simulate a nondeterministic Turing machine by a deterministic one in a step-by-step manner, as we have done in all other cases of enhanced Turing machines that we have examined so far. However, the languages semidecided or decided by nondeterministic Turing machines are in fact no different from those semidecided or decided, respectively, by deterministic Turing machines.

---

**Theorem 4.5.1:** *If a nondeterministic Turing machine  $M$  semidecides or decides a language, or computes a function, then there is a standard Turing machine  $M'$  semideciding or deciding the same language, or computing the same function.*

---

**Proof:** We shall describe the construction for the case in which  $M$  semidecides a language  $L$ ; the constructions for the case of deciding a language or computing a function are very similar. So, let  $M = (K, \Sigma, \Delta, s, H)$  be a nondeterministic Turing machine semideciding a language  $L$ . Given an input  $w$ ,  $M'$  will attempt to run systematically through all possible computations by  $M$ , searching for one that halts. When and if it discovers a halting computation, it too will halt. So  $M'$  will halt if and only if  $M$  halts, as required.

But  $M$  may have an infinity of different computations starting from the same input; how can  $M$  explore them all? It does so by using a *dovetailing procedure* (recall the argument illustrated in Figure 1-8). The crucial observation is the following: Although for any configuration  $C$  of  $M$  there may be several configurations  $C'$  such that  $C \vdash C'$ , the *number* of such configurations  $C'$  is fixed and bounded in a way that depends only on  $M$ , not on  $C$ . Specifically, the number of quadruples  $(q, a, p, b) \in \Delta$  that can be applicable at any point is finite; in fact, it cannot exceed  $|K| \cdot (|\Sigma| + 2)$ , since this is the maximum number of possible combinations  $(p, b)$  with  $p \in K$  and  $b \in \Sigma \cup \{\leftarrow, \rightarrow\}$ . Let us call  $r$  the maximum number of quadruples that can be applicable at any point; the number  $r$  can be determined by inspection of  $M$ . In fact, we shall assume that for each state-symbol combination  $(q, a)$ , and for each integer  $i \in \{1, 2, \dots, r\}$ , there is a well-defined  $i$ th applicable quadruple  $(q, a, p_i, b_i)$ . If for some state-symbol combination  $(q, a)$  there are fewer than  $r$  relevant quadruples in  $\Delta$ , then some may be repeated.

Since  $M$  is nondeterministic, it has no definite way to decide at each step how to choose among its  $r$  available "choices." But suppose that *we help it decide*. To be precise, let  $M_d$ , the *deterministic version of  $M$* , be a device with the same set of states as  $M$ , but with two tapes. The first tape is the tape of  $M$ , initially containing the input  $w$ , while the second tape initially contains a string of  $n$  integers in the range  $1, \dots, r$ , say  $i_1 i_2 \dots i_n$ .  $M_d$  then operates as follows for  $n$  steps: In the first step, among the  $r$  possible next state-action combinations  $(p_1, b_1), \dots, (p_r, b_r)$  that are applicable to the initial configuration,  $M_d$  chooses the  $i_1$ th—that is,  $(p_{i_1}, b_{i_1})$ , the one suggested by the currently scanned symbol in the second tape,  $i_1$ .  $M_d$  also moves its second tape head to the right, so that it next scans  $i_2$ . In the next step,  $M_d$  takes the  $i_2$ th combination, then the  $i_3$ th, and so on. When  $M_d$  sees a blank on its second tape, meaning that it has run out of "hints," it halts.

$M_d$  is an important ingredient in our design of the deterministic Turing machine  $M'$  that simulates  $M$ . We shall describe  $M'$  as a 3-tape Turing machine; we know by Theorem 4.3.1 that  $M'$  can be converted into an equivalent single-tape Turing machine. The three tapes of  $M'$  are used as follows:

- (1) The first tape is never changed; it always contains the original input  $w$ , so that each simulated computation of  $M$  can begin afresh with the same input.
- (2) The second and the third tapes are used to simulate the computations of  $M_d$ , the deterministic version of  $M$ , with all strings in  $\{1, 2, \dots, r\}^*$ . The input is copied from the first tape onto the second before  $M'$  begins to simulate each new computation. Initially, the third tape contains  $\epsilon$ , the empty string (and therefore the simulation of  $M_d$  will not even start the first time around).

- (3) Between two simulations of  $M_d$ ,  $M'$  uses a Turing machine  $N$  to generate the *lexicographically next* string in  $\{1, 2, \dots, r\}^*$ . That is,  $N$  will generate from  $e$  the strings  $1, 2, \dots, r, 11, 12, \dots, rr, 111, \dots$ . For  $r = 2$ ,  $N$  is precisely the Turing machine that computes the binary successor function (Example 4.2.3); its generalization to  $r > 2$  is rather straightforward.

$M'$  is the Turing machine given in Figure 4-22. By  $C^{1 \rightarrow 2}$  we mean a simple Turing machine that erases the second tape and copies the first tape on the second.  $B^3$  is the machine that generates the lexicographically next string in the third tape. Finally,  $M_d^{2,3}$  is the deterministic version of  $M$ , operating on tapes 2 and 3. This completes the description of  $M'$ .

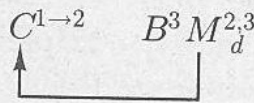


Figure 4-22

We claim that  $M'$  halts on an input  $w$  if and only if (some computation of)  $M$  does. Suppose that  $M'$  indeed halts on input  $w$ ; by inspecting Figure 4-22, this means that  $M_d$  halts with its third tape head not scanning a blank. This implies that, for some string  $i_1 i_2 \dots i_n \in \{1, 2, \dots, r\}^*$ ,  $M_d$ , when started with  $w$  on its first tape and  $i_1 i_2 \dots i_n$  on its second, halts before reaching the blank part of its second tape. This, however, means that there is a computation of  $M$  on input  $w$  that halts. Conversely, if there is a halting computation of  $M$  on input  $w$ , say with  $n$  steps, then  $M'$ , after at most  $r + r^2 + \dots + r^n$  failed attempts, the string in  $\{1, 2, \dots, r\}^*$  corresponding to the choices of  $M$ 's halting computation will be generated by  $B^3$ , and  $M_d$  will halt scanning the last symbol of this string. Thus  $M'$  will halt, and the proof is complete. ■

As we had expected, the simulation of a nondeterministic Turing machine by a deterministic one is not a step-by-step simulation, as were all other simulations we have seen in this chapter. Instead, it goes through all possible computations of the nondeterministic Turing machine. As a result, it requires *exponentially many steps* in  $n$  to simulate a computation of  $n$  steps by the nondeterministic machine—whereas all other simulations described in this chapter are in fact *polynomial*. Whether this long and indirect simulation is an intrinsic feature of nondeterminism, or an artifact of our poor understanding of it, is a deep and important open question, explored in Chapters 6 and 7 of this book.

### Problems for Section 4.5

- 4.5.1. Give (in abbreviated notation) nondeterministic Turing machines that accept these languages.

(a)  $a^*abb^*baa^*$

(b)  $\{ww^Ruu^R : w, u \in \{a, b\}^*\}$

4.5.2. Let  $M = (K, \Sigma, \delta, s, \{h\})$  be the following nondeterministic Turing machine:

$$K = \{q_0, q_1, h\},$$

$$\Sigma = \{a, \triangleright, \sqcup\},$$

$$s = q_0,$$

$$\Delta = \{(q_0, \sqcup, q_1, a), (q_0, \sqcup, q_1, \sqcup), (q_1, \sqcup, q_1, \sqcup), (q_1, a, q_0, \rightarrow), (q_1, a, h, \rightarrow)\}$$

Describe all possible computations of five steps or less by  $M$  starting from the configuration  $(q_0, \triangleright \sqcup)$ . Explain in words what  $M$  does when started from this configuration. What is the number  $r$  (in the proof of Theorem 4.5.1) for this machine?

4.5.3. Although nondeterministic Turing machines are not helpful in showing closure under complement of the recursive languages, they are very convenient for showing other closure properties. Use nondeterministic Turing machines to show that the class of recursive languages is closed under union, concatenation, and Kleene star. Repeat for the class of recursively enumerable languages.

## 4.6

## GRAMMARS

In this chapter we have introduced several computational devices, namely the Turing machine and its many extensions, and we have demonstrated that *they are all equivalent in computational power*. All these various species of Turing machines can be reasonably called *automata*, like their weaker relatives—the finite automata and the pushdown automata—studied in previous chapters. Like those automata, Turing machines and their extensions act basically as *language acceptors*, receiving an input, examining it, and expressing in various ways their approval or disapproval of it. Two important families of languages, the recursive and the recursively enumerable languages, have resulted.

But in previous chapters we have seen that there is another important family of devices, very different in spirit from language acceptors, that can be used to define interesting classes of languages: *language generators*, such as regular expressions and context-free grammars. In fact, we have demonstrated that these two formalisms provide valuable *alternative characterizations* of the classes of languages defined by language acceptors. This chapter would not be complete without such a maneuver: We shall now introduce a new kind of language generator that is a generalization of the the context-free grammar, called the **grammar**

(or **unrestricted grammar**, to contrast it with the context-free grammars) and show that the class of languages generated by such grammars is precisely the class of recursively enumerable ones.

Let us recall the essential features of a context-free grammar. It has an alphabet,  $V$ , which is divided into two parts, the set of terminal symbols,  $\Sigma$ , and the set of nonterminal symbols,  $V - \Sigma$ . It also has a finite set of rules, each of the form  $A \rightarrow u$ , where  $A$  is a nonterminal symbol and  $u \in V^*$ . A context-free grammar operates by starting from the start symbol  $S$ , a nonterminal, and repeatedly replacing the left-hand side of a rule by the corresponding right-hand side until no further such replacements can be made.

In a grammar all the same conventions apply, *except that the left-hand sides of rules need not consist of single nonterminals*. Instead, the left-hand side of a rule may consist of any string of terminals and nonterminals containing at least one nonterminal. A single step in a derivation entails removing the entire substring on the left-hand side of a rule and replacing it by the corresponding right-hand side. The final product is, as in context-free grammars, a string containing terminals only.

---

**Definition 4.6.1:** A **grammar** (or **unrestricted grammar**, or a **rewriting system**) is a quadruple  $G = (V, \Sigma, R, S)$ , where

$V$  is an alphabet;

$\Sigma \subseteq V$  is the set of **terminal** symbols, and  $V - \Sigma$  is called the set of **nonterminal** symbols;

$S \in V - \Sigma$  is the **start** symbol; and

$R$ , the set of **rules**, is a finite subset of  $(V^*(V - \Sigma)V^*) \times V^*$ .

We write  $u \rightarrow v$  if  $(u, v) \in R$ ; we write  $u \Rightarrow_G v$  if and only if, for some  $w_1, w_2 \in V^*$  and some rule  $u' \rightarrow v' \in R$ ,  $u = w_1 u' w_2$  and  $v = w_1 v' w_2$ . As usual,  $\Rightarrow_G^*$  is the reflexive, transitive closure of  $\Rightarrow_G$ . A string  $w \in \Sigma^*$  is generated by  $G$  if and only if  $S \Rightarrow_G^* w$ ; and  $L(G)$ , the **language generated by  $G$**  is the set of all strings in  $\Sigma^*$  generated by  $G$ .

We also use other terminology introduced originally for context-free grammars; for example, a **derivation** is a sequence of the form  $w_0 \Rightarrow_G w_1 \Rightarrow_G \dots \Rightarrow_G w_n$ .

---

**Example 4.6.1:** Any context-free grammar is a grammar; in fact, a context-free grammar is a grammar such that the left-hand side of each rule is a member of  $V - \Sigma$ , rather than  $V^*(V - \Sigma)V^*$ . Thus, in a grammar, a rule might have the form  $uAv \rightarrow u w v$ , which could be read "replace  $A$  by  $w$  in the context of  $u$  and  $v$ ." Of course, the rules of a grammar may be of a form even more general than this; but it turns out that any language that can be generated by a grammar can be generated by one in which all rules are of this "context-dependent replacement" type (Problem 4.6.3).  $\diamond$

**Example 4.6.2:** The following grammar  $G$  generates the language  $\{a^n b^n c^n : n \geq 1\}$ .  $G = (V, \Sigma, R, S)$ , where

$$\begin{aligned} V &= \{S, a, b, c, A, B, C, T_a, T_b, T_c\}, \\ \Sigma &= \{a, b, c\}, \text{ and} \\ R &= \{S \rightarrow ABCS, \\ &\quad S \rightarrow T_c, \\ &\quad CA \rightarrow AC, \\ &\quad BA \rightarrow AB, \\ &\quad CB \rightarrow BC, \\ &\quad CT_c \rightarrow T_c c, \\ &\quad CT_c \rightarrow T_b c, \\ &\quad BT_b \rightarrow T_b b, \\ &\quad BT_b \rightarrow T_a b, \\ &\quad AT_a \rightarrow T_a a, \\ &\quad T_a \rightarrow e\}. \end{aligned}$$

The first three rules generate a string of the form  $(ABC)^n T_c$ . Then the next three rules allow the  $A$ 's,  $B$ 's, and  $C$ 's in the string to "sort out" themselves correctly, so that the string becomes  $A^n B^n C^n T_c$ . Finally, the remaining rules allow the  $T_c$  to "migrate" to the left, transforming all  $C$ 's to  $c$ 's, and then becoming  $T_b$ . In turn,  $T_b$  migrates to the left, transforming all  $B$ 's into  $b$ 's and becoming  $T_a$ , and finally  $T_a$  transforms all  $A$ 's into  $a$ 's and then is erased.

It is rather obvious that any string of the form  $a^n b^n c^n$  can be produced this way. Of course, many more strings that contain nonterminals can be produced; however, it is not hard to see that the only way to erase all nonterminals is to follow the procedure outlined above. Thus, the only strings in  $\{a, b, c\}$  that can be generated by  $G$  are those in  $\{a^n b^n c^n : n \geq 1\}$ .  $\diamond$

Evidently, the class of languages generated by grammars contains certain non-context-free specimens. But precisely how large is this class of languages? More importantly, how does it relate to the other two important extensions of the context-free languages we have seen in this chapter, namely, the recursive and the recursively enumerable languages? As it happens, grammars play with respect to Turing machines precisely the same rôle that context-free grammars play in relation to pushdown automata, and regular expressions to finite automata:

---

**Theorem 4.6.1:** *A language is generated by a grammar if and only if it is recursively enumerable.*

---



**Proof: Only if.** Let  $G = (V, \Sigma, R, S)$  be a grammar. We shall design a Turing machine  $M$  that semidecides the language generated by  $G$ . In fact,  $M$  will be *nondeterministic*; its conversion to a deterministic machine that semidecides the same language is guaranteed by Theorem 4.5.1.

$M$  has three tapes. The first tape contains the input, call it  $w$ , and is never changed. In the second tape,  $M$  tries to reconstruct a derivation of  $w$  from  $S$  in the grammar  $G$ ;  $M$  therefore starts by writing  $S$  on the second tape. Then  $M$  proceeds in steps, corresponding to the steps of the derivation being constructed. Each step starts with a nondeterministic transition, guessing one between  $|R| + 1$  possible states. Each of the first  $|R|$  of these  $|R| + 1$  states is the beginning of a sequence of transitions that applies the corresponding rule to the current contents of the second tape. Suppose that the chosen rule is  $u \rightarrow v$ .  $M$  then scans its second tape from left to right, nondeterministically stopping at some symbol. It then checks that the next  $|u|$  symbols match  $u$ , erases  $u$ , shifts the rest of the string appropriately to make just enough space for  $v$ , and writes  $v$  in  $u$ 's place. If the check fails,  $M$  enters an unending computation — the present attempt at generating  $w$  has failed.

The  $|R| + 1$ st choice of  $M$  entails checking whether the current string equals  $w$ , the input. If so,  $M$  halts and accepts:  $w$  can indeed be generated by  $G$ . And if the strings are found unequal,  $M$  again loops forever.

It is clear that the only possible halting computations of  $M$  are those that correspond to a derivation of  $w$  in  $G$ . Thus  $M$  accepts  $w$  if and only if  $w \in L(G)$ , and the *only if* direction has been proved.

*If.* Suppose now that  $M = (K, \Sigma, \delta, s, \{h\})$  is a Turing machine. It will be convenient to assume that  $\Sigma$  and  $K$  are disjoint, and that neither contains the new endmarker symbol  $\triangleleft$ . We also assume that  $M$ , if it halts, it always does so in the configuration  $(h, \triangleright \sqcup)$  — that is, after having erased its tape. Any Turing machine that semidecides a language can be transformed into an equivalent one that satisfies the above conditions. We shall construct a grammar  $G = (V, \Sigma - \{\sqcup, \triangleright\}, R, S)$  that generates the language  $L \subseteq (\Sigma - \{\sqcup, \triangleright\})^*$  semidecided by  $M$ .

The alphabet  $V$  consists of all symbols in  $\Sigma$  and all states in  $K$ , plus the start symbol  $S$  and the endmarker  $\triangleleft$ . Intuitively, the derivations of  $G$  will simulate *backward computations* of  $M$ . We shall simulate configuration  $(q, \triangleright u \triangleleft w)$  by the string  $\triangleright u a q w \triangleleft$  — that is, by the tape contents, with the current state inserted immediately after the currently scanned symbol, and with the endmarker  $\triangleleft$  appended at the end of the string. The rules of  $G$  simulate *backwards moves* of  $M$ . That is, for each  $q \in K$  and  $a \in \Sigma$ ,  $G$  has these rules, depending on  $\delta(q, a)$ .

- (1) If  $\delta(q, a) = (p, b)$  for some  $p \in K$  and  $b \in \Sigma$ , then  $G$  has a rule  $bp \rightarrow aq$ .
- (2) If  $\delta(q, a) = (p, \rightarrow)$  for some  $p \in K$ , then  $G$  has a rule  $abp \rightarrow aqb$  for all  $b \in \Sigma$ , and also the rule  $a \sqcup p \triangleleft \rightarrow aq \triangleleft$  (the last rule reverses the extension

of the tape to the right by a new blank).

- (3) If  $\delta(q, a) = (p, \leftarrow)$  for some  $p \in K$ , and  $a \neq \sqcup$ , then  $G$  has a rule  $pa \rightarrow aq$ .  
 (4) If  $\delta(q, \sqcup) = (p, \leftarrow)$  for some  $p \in K$ , then  $G$  has a rule  $pab \rightarrow aqb$  for all  $b \in \Sigma$ , and also the rule  $p\triangleleft \rightarrow \sqcup q\triangleleft$  that reverses the erasing of extraneous blanks.

Finally,  $G$  contains certain transitions for the beginning of the computation (the end of the derivation) and the end of the computation (the beginning of the derivation). The rule

$$S \rightarrow \triangleright \sqcup h \triangleleft$$

forces the derivation to start exactly where an accepting computation would end. The other rules are  $\triangleright \sqcup s \rightarrow e$ , erasing the part of the final string to the left of the input, and  $\triangleleft \rightarrow e$ , erasing the endmarker and leaving the input string.

The following result makes precise our notion that  $G$  simulates backward computations of  $M$ :

**Claim:** For any two configurations  $(q_1, u_1 \underline{a_1} w_1)$  and  $(q_2, u_2 \underline{a_2} w_2)$  of  $M$ , we have that  $(q_1, u_1 \underline{a_1} w_1) \vdash_M (q_2, u_2 \underline{a_2} w_2)$  if and only if  $u_2 a_2 q_2 w_2 \triangleleft \Rightarrow_G u_1 a_1 q_1 w_1 \triangleleft$ .

The proof of the claim is a straightforward case analysis on the nature of the move  $M$ , and is left as an exercise.

We now complete the proof of the theorem, by showing that, for all  $w \in (\Sigma - \{\triangleright, \sqcup\})^*$ ,  $M$  halts on  $w$  if and only if  $w \in L(G)$ .  $w \in L(G)$  if and only if

$$S \Rightarrow_G \triangleright \sqcup h \triangleleft \Rightarrow_G^* \triangleright \sqcup s w \triangleleft \Rightarrow_G w \triangleleft \Rightarrow_G w,$$

because  $S \rightarrow \triangleright \sqcup h \triangleleft$  is the only rule that involves  $S$ , and the rules  $\triangleright \sqcup s \rightarrow e$  and  $\triangleleft \rightarrow e$  are the only rules that allow for the eventual erasing of the state and the endmarker  $\triangleleft$ . Now, by the claim,  $\triangleright \sqcup h \triangleleft \Rightarrow_G^* \triangleright \sqcup s w \triangleleft$  if and only if  $(s, \triangleright \sqcup w) \vdash_M^* (h, \triangleright \sqcup)$ , which happens if and only if  $M$  halts on  $w$ . This completes the proof of the Theorem. ■

Theorem 4.6.1 identifies grammars with an aspect of the Turing machines that we have deemed unrealistic — semidecision, with its one-sided definition that provides no information when the input is not in the language. This is consistent with what we know about grammars: If a string can be generated by the grammar, we can patiently search all possible derivations, starting from the shorter ones and proceeding to the longer ones, until we find the correct one. But if no derivation exists, this process will go on indefinitely, without giving us any useful information.

As it turns out, we can also identify grammars with the more useful modes of computation based on Turing machines.